

SRI.A.S.N.M.GOV.T.COLLEGE (A), PALAKOL



**ACADEMIC YEAR
2020-2021**

III and V SEMESTER RESULTS, March-2021

As per the Guidelines of UGC and also Universities The Third and Fifth Semester Examinations were conducted from 15th March to 31st March 2021 for 362 students with great confidence setting more than 46(46X3-sets) question Papers by external experts. About 17 teachers valued the answer scripts for 10 days and the results were duly scrutinized in a meeting of 7 - member Awards Committee held on 21st November, 2020. About 362 students passed with an overall pass percentage of 67.67%.

Table No. 9.40
Dates of examinations, Central valuation and Publication of results.

Continuous Internal Assessment, CIA	
I CIA Written Exams	17-12-2020 to 19-12-2020
II CIA Written Exams	25-02-2021 to 27-02-2021
Semester Exam	
Practicals	Semester-III—01-03-2021 to 08-03-2021 Semester-V--- 01-03-2021 to 08-03-2021
Theory	Semester-III—15.03.2021 to 31.03.2021 Semester-V---16.03.2021 to 30.03.2021
Valuation	
Foundation Course	01-04-2021 to 05-04-2021
Languages	06-04-2021 to 07-04-2021
Major, Allied, Elective	08-04-2021 to 15-04-2021
Publication of Results	
ODD Semester	20-04-2021

SEMESTER-III

Month & Year: March-2021

Regulation: 19

Graphical Representation of Even Semester Practical Result Analysis- March-2021

Figure No. 9.33
Semester-III Practical Result Analysis- March-2021

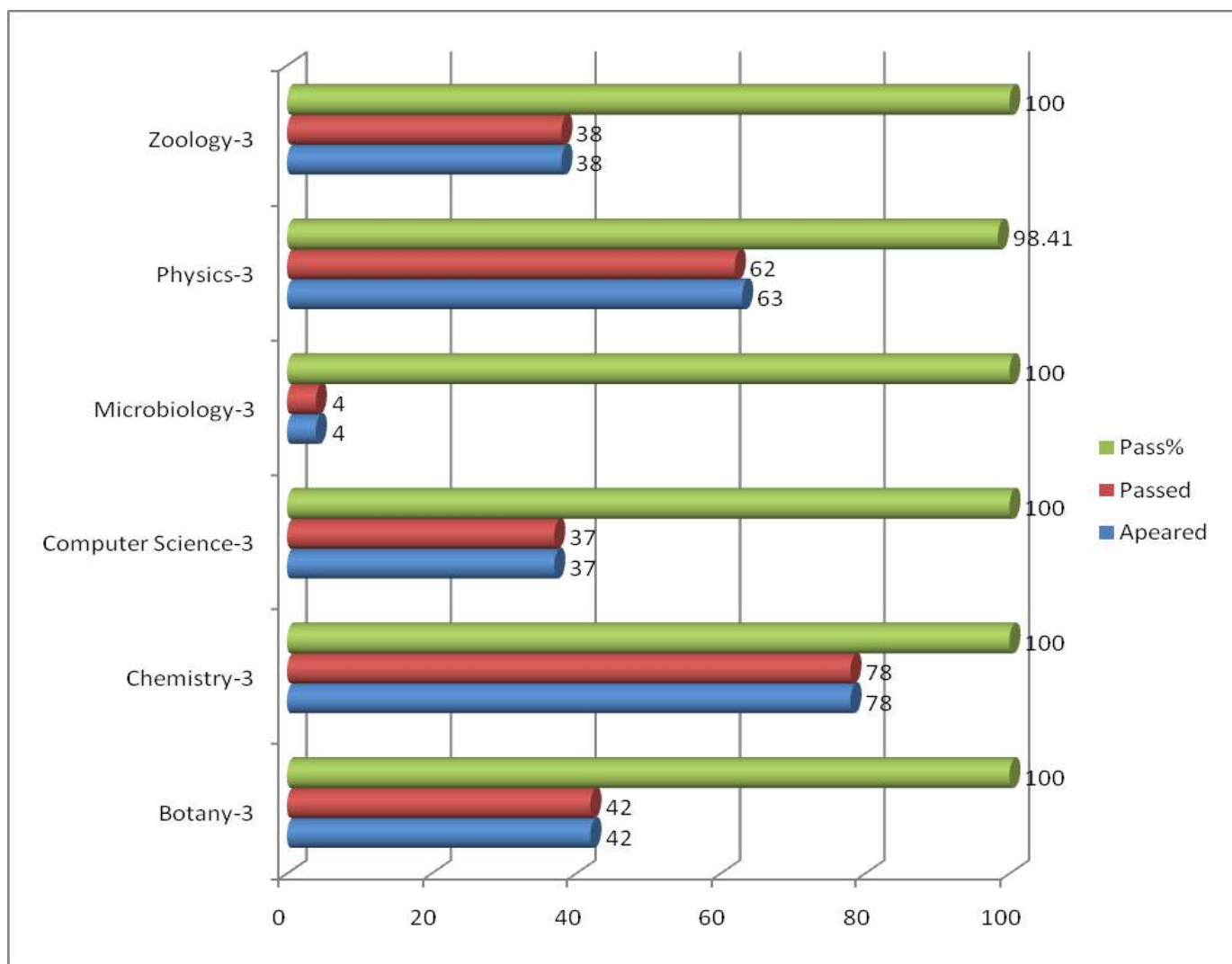


Table No. 9.41
March-2021 Semester-III Course-wise Result Analysis

Department	Group	Appeared	Passed	Pass %
Arts	B.A	32	17	53.13
	B.Com (G)	42	19	45.24
	B.Com (CA)	35	14	40.00
Science	CBZ	37	31	83.78
	Mb.B.C	4	0	0.00
	MCCs	9	7	77.78
	MPC	27	19	70.37
	MPCS	22	11	50.00

Figure No. 9.34
March-2021 Semester-III Course-wise Result Analysis

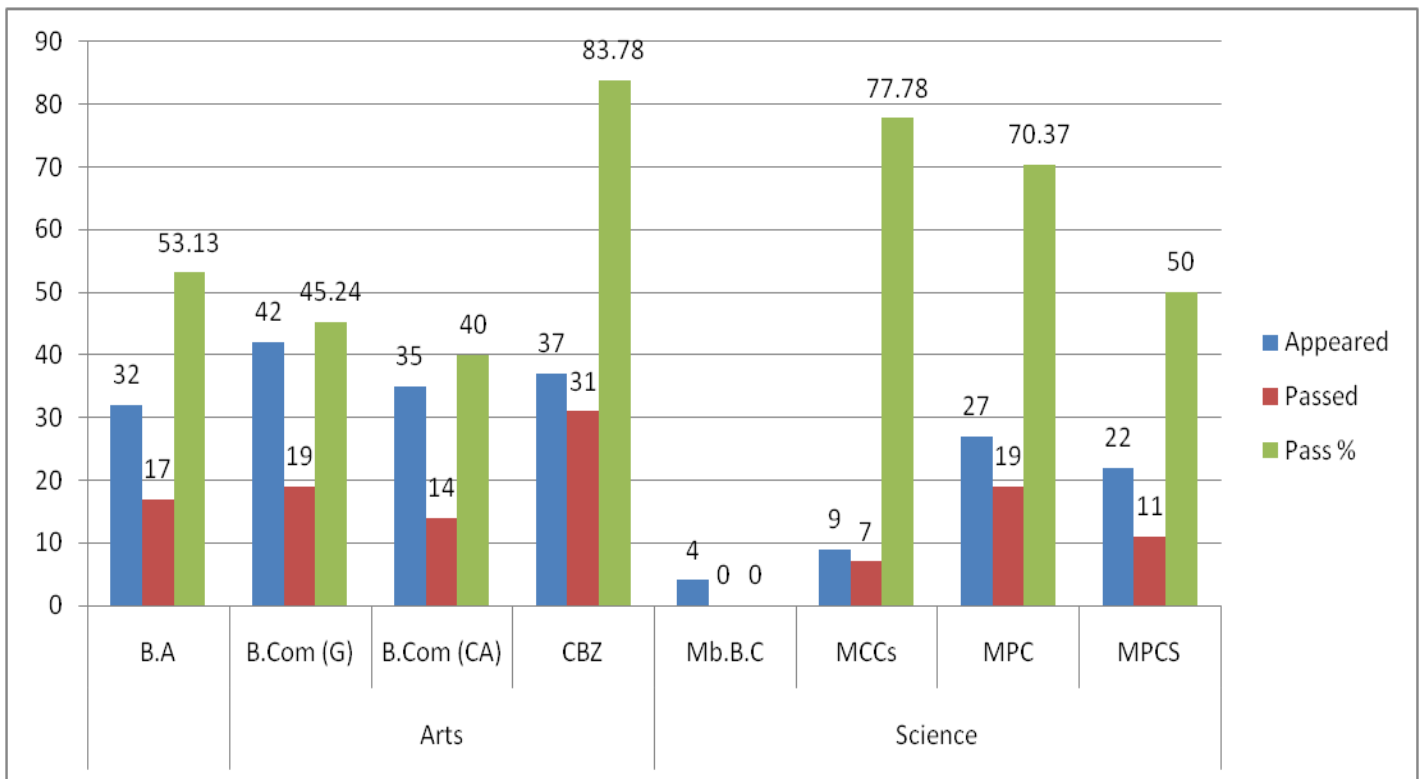


Figure 6..March-2021 Semester-III Course-wise Result Analysis

Table No. 9.42
Semester – III: Gender-wise Overall Results of March-2021

COURSE	GROUP	GENDER	REGD.	APPEARED	PASSED	PASS %
B.A.	HEP	MALE	21	20	10	50.00
B.A.	HEP	FEMALE	12	12	7	58.33
B.SC.	CBZ	MALE	10	10	7	70.00
B.SC.	CBZ	FEMALE	27	27	24	88.89
B.SC.	MBBC	MALE	3	3	0	0.00
B.SC.	MBBC	FEMALE	1	1	0	0.00
B.SC.	MCCS	MALE	9	9	7	77.78
B.SC.	MPC	MALE	6	6	2	33.33
B.SC.	MPC	FEMALE	21	21	17	80.95
B.SC.	MPCS	MALE	21	17	9	52.94
B.SC.	MPCS	FEMALE	5	5	2	40.00
B.COM.	BCOM	MALE	32	31	9	29.03
B.COM.	BCOM	FEMALE	11	11	10	90.91
B.COM(CA)	BCOMCA	MALE	30	29	9	31.03
B.COM(CA)	BCOMCA	FEMALE	6	6	5	83.33

Figure No. 9.35
Semester – III: Gender-wise Overall Results of March-2021

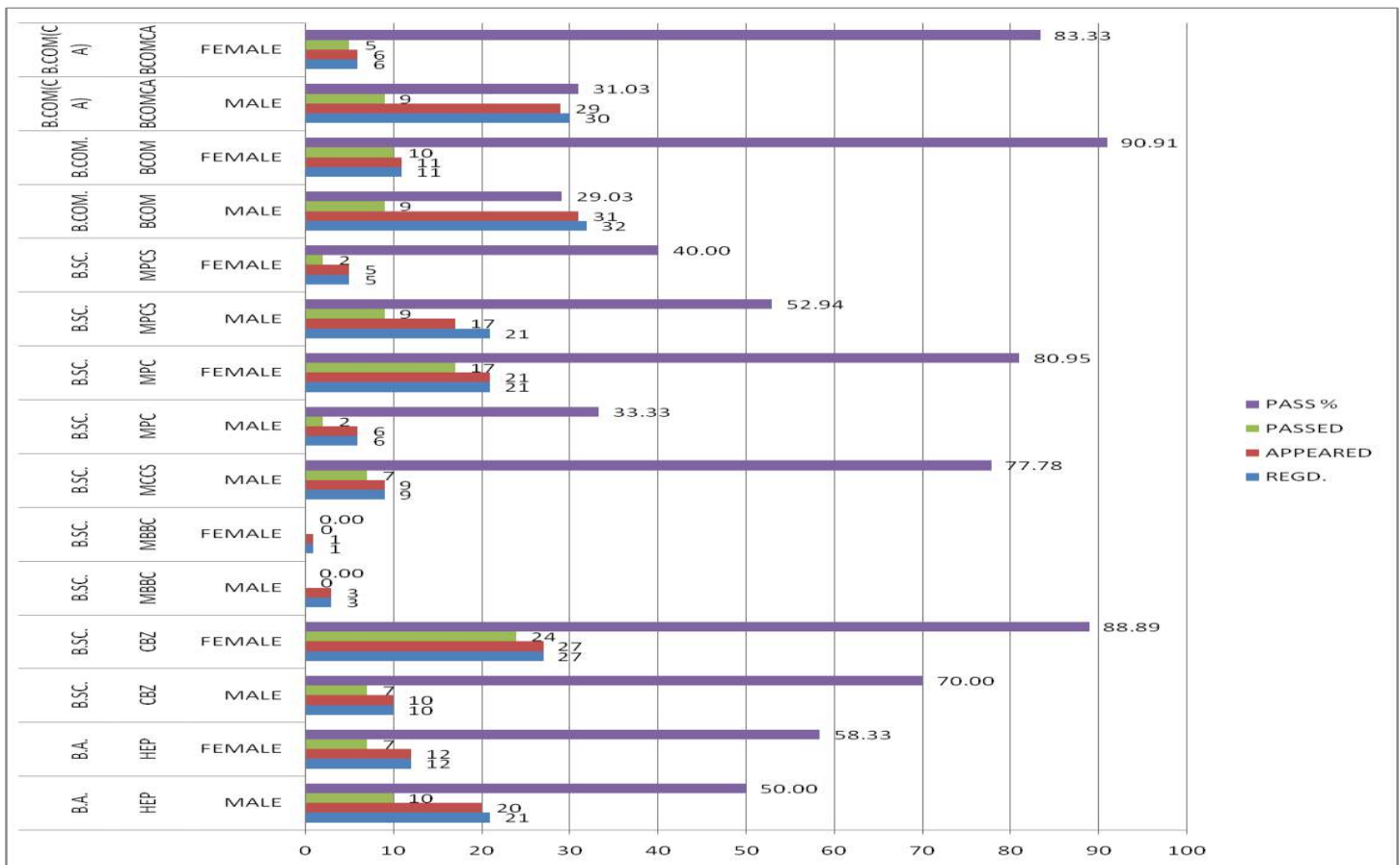


Figure 7..Semester – III: Gender-wise Overall Results of March-2021

Table No. 9.43
Variation of Arts and Science

Department	Appeared	Passed	Pass %
Arts	109	50	45.87
Science	99	68	68.68

Figure No. 9.36
Variation of Arts and Science

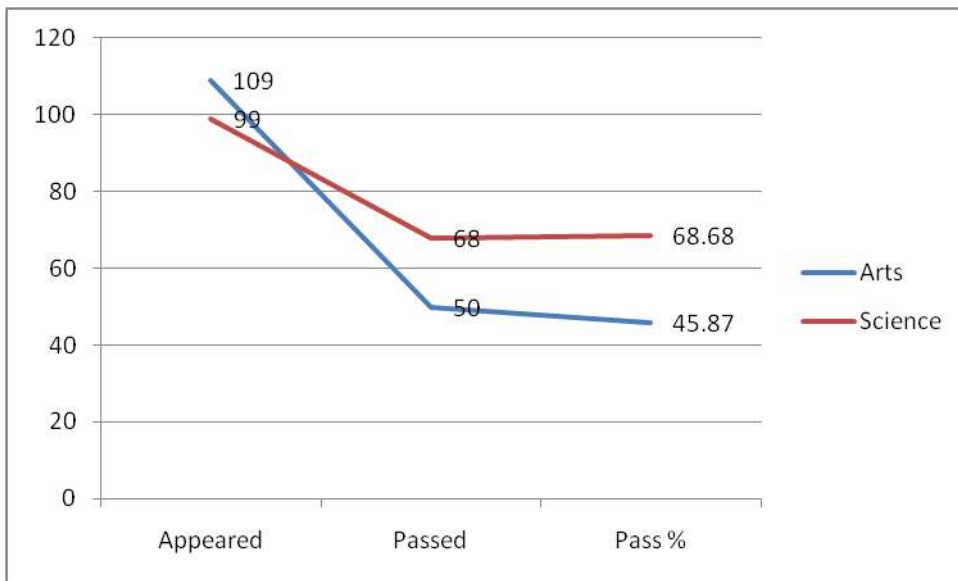


Figure 8..Variation of Arts and Science

Table No. 9.44
Overall Semester Pass Rate – March-2021

Semester	Appeared	Passed	Pass %
III	208	118	56.73

Figure No. 9.37
Overall Semester Pass Rate – March-2021

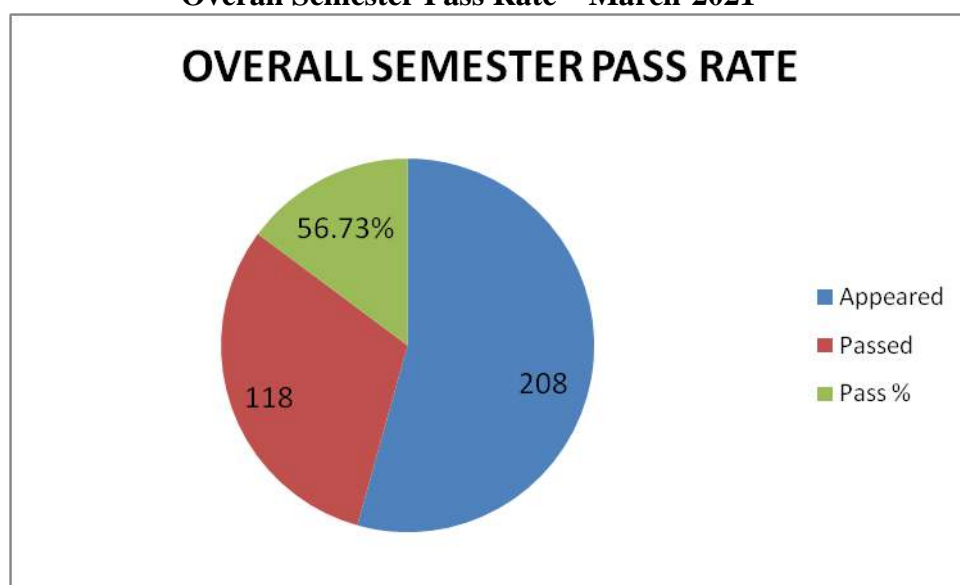


Figure 9..Overall Semester Pass Rate – March-2021

Highlights of overall pass rates in Semester-III exam March-2021:

- The overall pass percentage of Semester-III Courses is 56.73%
- Female students performed better than male students.
- There is a significant difference between the variation of Arts and Science groups; this variation needs to be reduced between the groups.

Table No. 9.45
Subject Wise Result Analysis Semester-III for March-2021

SNo	Subject	Appeared	Passed	Pass%
LANGUAGES				
1	(ENG-3) ENGLISH-3	212	192	90.57
2	(LAN-3) TELUGUN-3	213	187	87.79
FOUNDATION COURSES				
3	(CSS-2-3) COMMUNICATION SOFT SKILLS-2-3	212	198	93.40
4	(ICT-2-3) INFORMATION & COMMUNICATION TECHNOLOGY-2-3	213	213	100.00
GROUP SUBJECTS				
5	(MAT-3) MATHEMATICS-3	62	60	96.77
6	(MB-3) MICRO BIOLOGY-3	4	4	100.00
7	(OAT-3) OFFICE AUTOMATION TOOLS-3	36	33	91.67
8	(PHY-3) PHYSICS-3	53	34	64.15
9	(POL-3) POLITICAL SCIENCE-3	32	31	96.88
10	(ZOO-3) ZOOLOGY-3	37	37	100.00
11	(ECO-3) ECONOMICS-3	32	23	71.88
12	(HIS-3) HISTORY-3	32	17	53.13
13	(BOT-3) BOTANY-3	41	31	75.61
14	(BST-3) BUSINESS STATISTICS-3	79	59	74.68
15	(BTP-3) BANKING THEORY & PRACTICES-3	42	27	64.29
16	(CHE-3) CHEMISTRY-3	77	73	94.81
17	(CRA-3) CORPORATE ACCOUNTING-3	77	38	49.35
18	(CS-3) COMPUTER SCIENCE-3	35	34	97.14

PERFORMANCE ANALYSIS

It Is Worth Noting That Foundation Course Paper Ict-2-3, Group Paper Microbiology-Iii Have Secured 100% Pass. Language Telugu, (Css-2-3) Communication Soft Skills-2-3, Mathematics-3, Office Automation Tools-3, Political Science-3, Chemistry-3, Computer Science-3 have Secured More Than 90%. Low Pass Percentage Is Noted In Corporate Accounting-3. Accordingly The Subject Teacher Concerned Are Informed To Take Necessary Steps In This Regard And Informed To Set Target Of Achieving 100% Results.

SEMESTER-V

Month & Year: March-2021

Regulation: 18

**Graphical Representation of Even Semester Practical Result Analysis
March-2021**

Figure No. 9.38
Semester-5 Practical Result Analysis March-2021

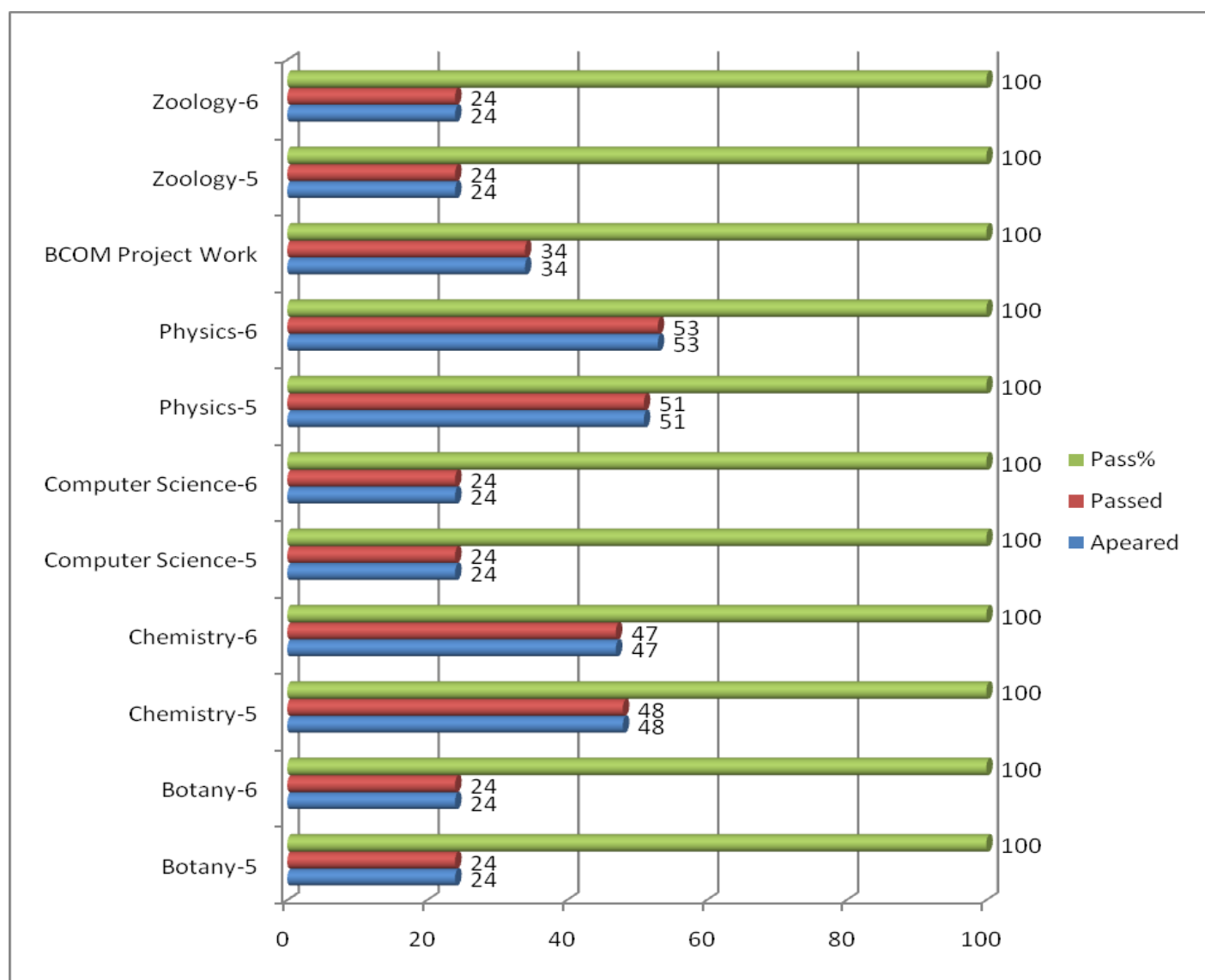


Table No. 9.46
March 2021 Semester-V Course-wise Result Analysis

Department	Group	Appeared	Passed	Pass %
Arts	B.A	18	16	88.89
	B.Com (G)	34	30	88.24
	B.Com (CA)	35	31	88.57
Science	CBZ	24	19	79.17
	MPC	22	17	77.27
	MPCS	24	15	62.50

Figure No. 9.39
March 2021 Semester-5 Course-wise Result Analysis

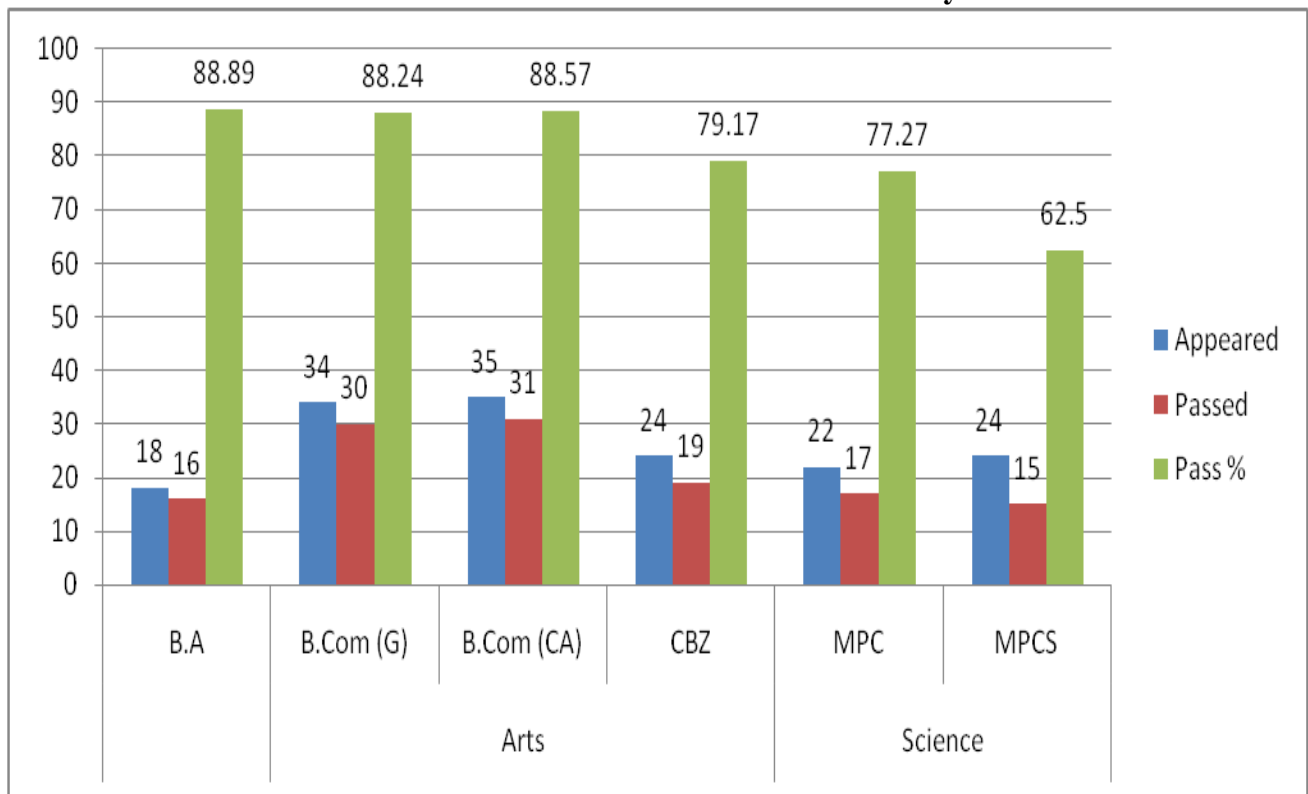


Figure 10..March 2021 Semester-5 Course-wise Result Analysis

Table No. 9.47
Semester – V Gender Wise Overall Results of March 2021

COURSE	GROUP	GENDER	REGD.	APPEARED	PASSED	PASS %
B.A.	HEP	MALE	14	14	12	85.71
B.A.	HEP	FEMALE	4	4	4	100.00
B.SC.	CBZ	MALE	8	8	4	50.00
B.SC.	CBZ	FEMALE	16	16	15	93.75
B.SC.	MPC	MALE	15	15	11	73.33
B.SC.	MPC	FEMALE	8	7	6	85.71
B.SC.	MPCS	MALE	19	19	11	57.89
B.SC.	MPCS	FEMALE	5	5	4	80.00
B.COM.	BCOM	MALE	28	28	24	85.71
B.COM.	BCOM	FEMALE	6	6	6	100.00
B.COM(CA)	BCOMCA	MALE	29	29	25	86.21
B.COM(CA)	BCOMCA	FEMALE	6	6	6	100.00

Figure No. 9.40
Semester –V Gender Wise Overall Results of March 2021

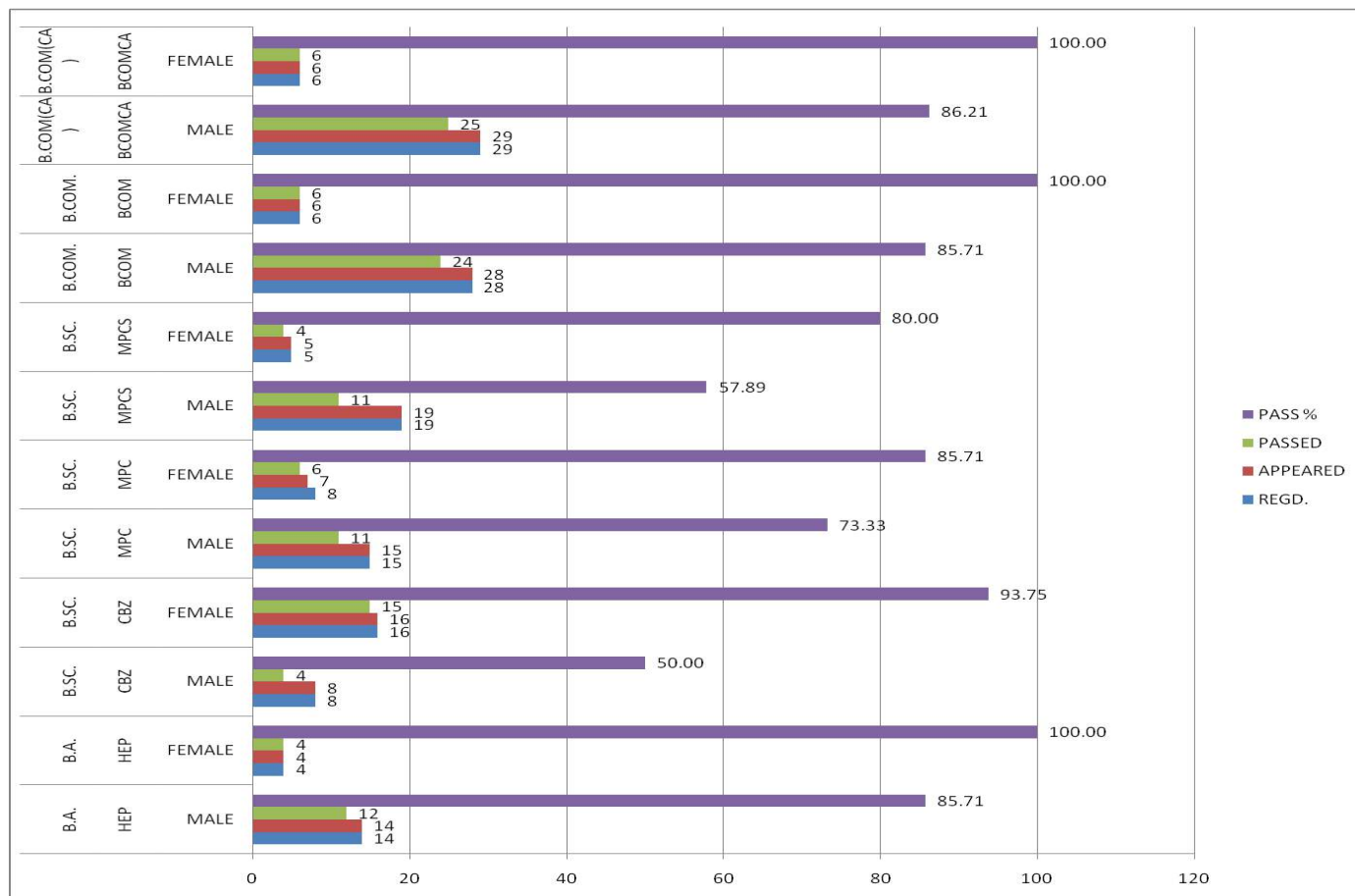


Figure 11..Semester –V Gender Wise Overall Results of March 2021

Table No. 9.48
Variation of Arts and Science

Department	Appeared	Passed	Pass %
Arts	87	77	88.5
Science	70	51	73.91

Figure No. 9.41
Variation of Arts and Science

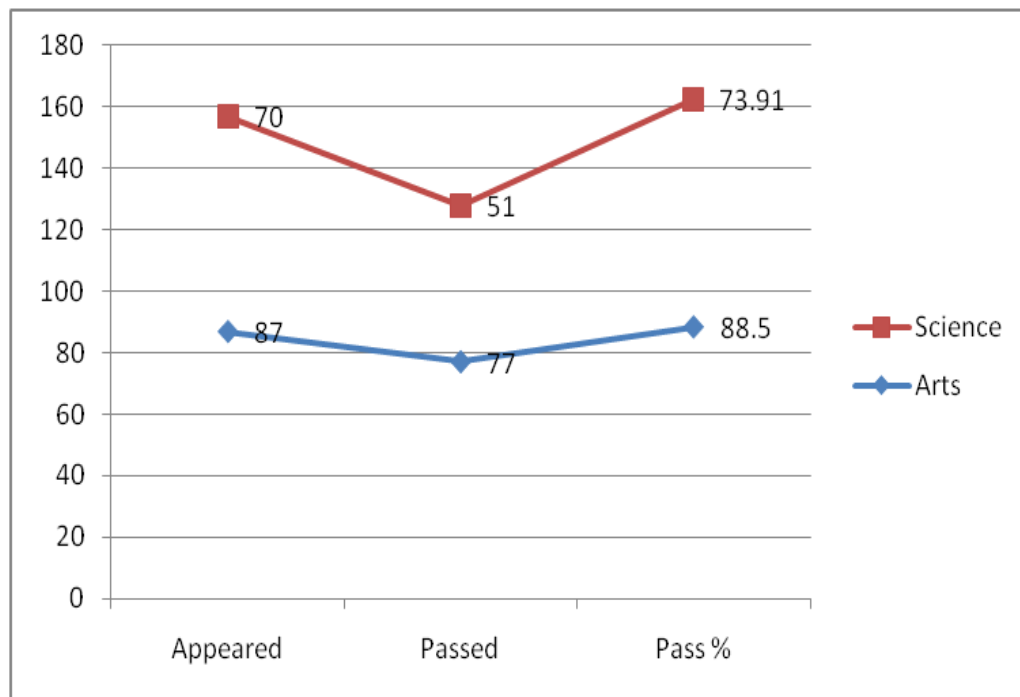


Figure 12..Variation of Arts and Science

Table No. 9.49
Overall Semester Pass Rate – March 2021

Semester	Appeared	Passed	Pass %
V	157	128	81.52%

Figure No. 9.42
Overall Semester Pass Rate – March 2021

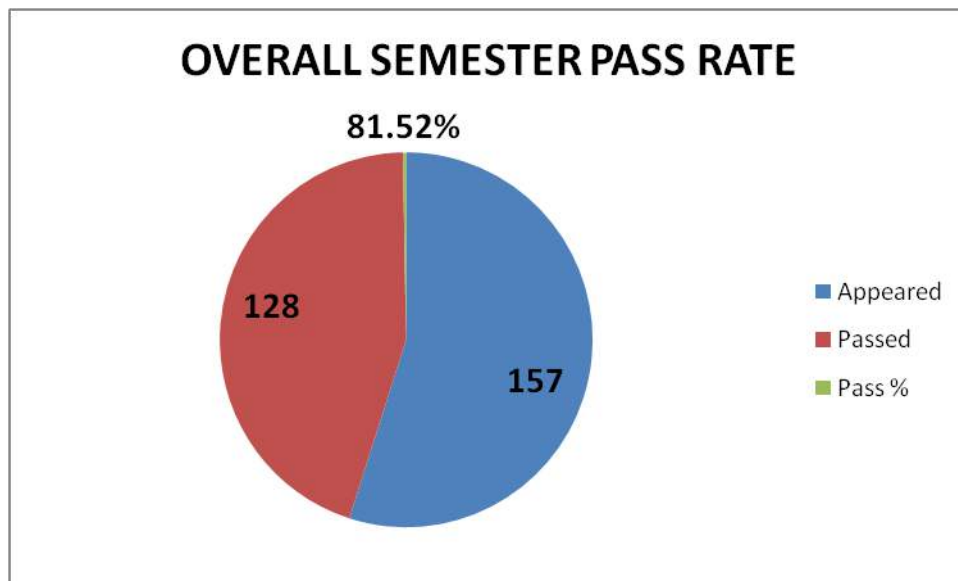


Figure 13..Overall Semester Pass Rate – March 2021

Highlights of overall pass rates in Semester-5 exam March 2021;

- The overall pass percentage of UG courses is 81.52%
- Female students performed better than male students.
- There is a significant difference between the variation of Arts and Science groups; this variation needs to be reduced between the groups.

Table No. 9.50
Subject Wise Result Analysis Semester-V for MARCH-2021

S.N	Subject	Appeared	Passed	Pass%
Group Subjects				
1	(BOT-5) BOTANY-5	24	21	87.50
2	(BOT-6) BOTANY-6	24	24	100.00
3	(BTP-5) BANKING THEORY & PRACTICE-5	35	34	97.14
4	(CHE-5) CHEMISTRY-5	47	42	89.36
5	(CHE-6) CHEMISTRY-6	47	46	97.87
6	(COMGEO) COMMERCIAL GEOGRAPHY	69	67	97.10
7	(CS-5) COMPUTER SCIENCE-5	24	24	100.00
8	(CS-6) COMPUTER SCIENCE-6	24	24	100.00
9	(CSA) COST ACCOUNTING	69	64	92.75
10	(DBMS) DATA BASE MANAGEMENT SYSTEM	35	35	100.00
11	(ECO-5) ECONOMICS-5	18	18	100.00
12	(ECO-6) ECONOMICS-6	18	16	88.89
13	(GST) GOODS SERVICE TAX FUNDAMENTALS	34	34	100.00
14	(HIS-5) HISTORY-5	18	17	94.44
15	(HIS-6) HISTORY-6	18	17	94.44
16	(LIC) LIFE INSURANCE	34	34	100.00
17	(MAT-5) MATHEMATICS-5	46	44	95.65
18	(MAT-6) MATHEMATICS-6	47	47	100.00
19	(NONLIC) NON LIFE INSURANCE	34	33	97.06
20	(PHY-5) PHYSICS-5	47	47	100.00
21	(PHY-6) PHYSICS-6	47	35	74.47
22	(POL-5) POLITICAL SCIENCE-5	18	17	94.44
23	(POL-6) POLITICAL SCIENCE-6	18	17	94.44
24	(SBL) BUSINESS LEADERSHIP	69	69	100.00
25	(TAX) TAXATION	35	35	100.00
26	(WEBTECH) WEB TECHNOLOGY	35	35	100.00
27	(ZOO-5) ZOOLOGY-5	24	24	100.00
28	(ZOO-6) ZOOLOGY-6	24	24	100.00

PERFORMANCE ANALYSIS

It Is Worth Noting That Botany-6, Computer Science-5, Computer Science-6, Life Insurance, Data Base Management System, Economics-5, Mathematics-6, Physics-5, Business Leadership, Taxation, Web Technology, Zoology-5&6 Students Have Secured 100% Pass. Banking Theory & Practice-5, Chemistry-6, Commercial Geography, Cost Accounting, History-5&6, Mathematics-5, Non Life Insurance, Political Science-5&6 Students Have Secured More Than 90%. Low Pass Percentage Is Noted In Physics-6. Accordingly The Subject Teacher Concerned Are Informed To Take Necessary Steps In This Regard And Informed To Set Target Of Achieving 100% Results.

U.G.-Revaluation

REGU	COURSE	GENDER	EXAMMY	TOTREG	TOTPASS	PASSPERCENTAGE
17	B.COM(CA)	M	Mar-21	2	2	100
17	B.SC.	M	Mar-21	2	2	100
18	B.A.	M	Mar-21	2	1	50
18	B.COM(CA)	M	Mar-21	6	2	33.33
18	B.COM.	M	Mar-21	1	1	100
18	B.SC.	M	Mar-21	8	1	12.5
19	B.SC.	M	Mar-21	5	1	20

IV and VI SEMESTER RESULTS, AUGUST-2021

As per the Guidelines of UGC and also Universities The Third and Fifth Semester Examinations were conducted from 23rd August, 2021 to 06TH September, 2021 for 356 students with great confidence setting more than 55(55X3-sets) question Papers by external experts. About 40 teachers valued the answer scripts for 10 days and the results were duly scrutinized in a meeting of 7 - member Awards Committee held on 23rd September, 2021. About 356 students passed with an overall pass percentage of 70.22%.

Table No. 9.40
Dates of examinations, Central valuation and Publication of results.

Continuous Internal Assessment, CIA	
I CIA Written Exams	17-12-2020 to 19-12-2020
II CIA Written Exams	25-02-2021 to 27-02-2021
Semester Exam	
Practicals	Semester-IV— 02-08-2021 TO 07.08.2021 Semester-VI---02-08-2021 TO 07.08.2021
Theory	Semester-IV— 23.08.2021 TO 08.09.2021 Semester-VI---26.08.2021 TO 06.09.2021
Valuation	
Foundation Course	06.09.2021 TO 09.09.2021
Languages	10.09.2021 to 15.09.2021
Major, Allied, Elective	16.09.2021 to 20.09.2021
Publication of Results	
ODD Semester	23-09-2021

SEMESTER-IV

Month & Year: AUGUST-2021

Regulation: 19

Graphical Representation of Even Semester Practical Result Analysis- AUGUST-2021

Figure No. 9.33
Semester-IV Practical Result Analysis- AUGUST-2021

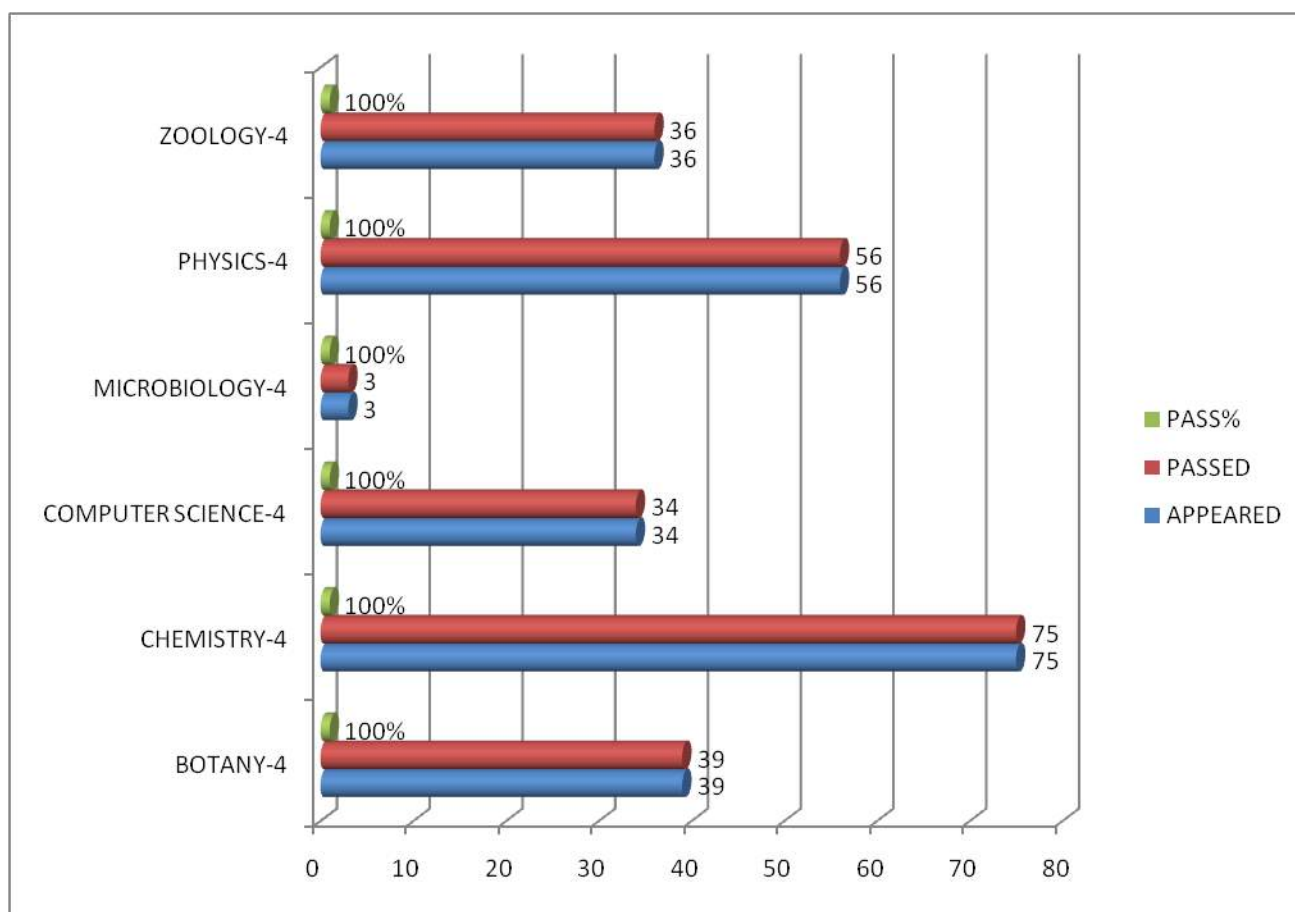


Figure 14..Semester-4 practical result Analysis-August-2021

Table No. 9.41
AUGUST-2021 Semester-IV Course-wise Result Analysis

Department	Group	Appeared	Passed	Pass %
Arts	B.A	31	28	90.32
	B.Com (G)	42	19	45.24
	B.Com (CA)	35	18	51.43
Science	CBZ	36	30	83.33
	Mb.B.C	3	1	33.33
	MCCs	9	3	33.33
	MPC	27	21	77.78
	MPCS	22	10	45.45

Figure No. 9.34
AUGUST-2021 Semester-IV Course-wise Result Analysis

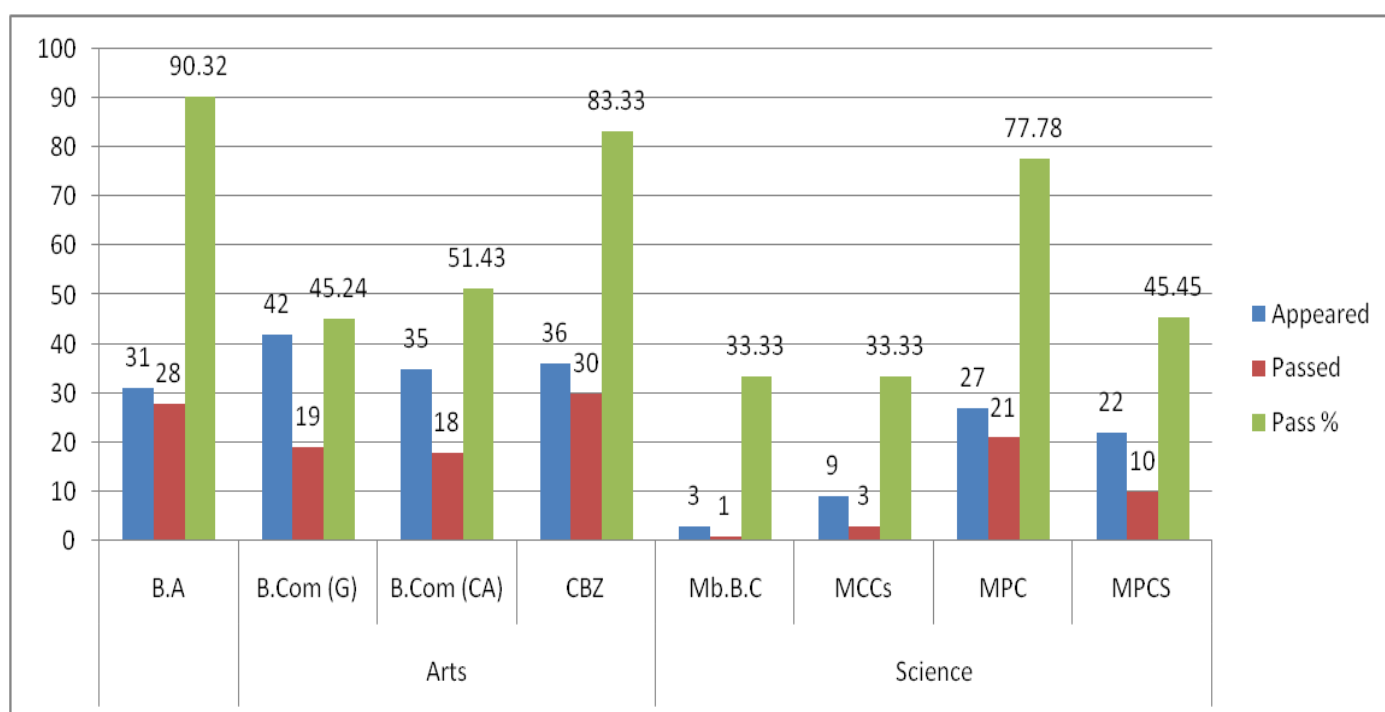


Figure 15..AUGUST-2021 Semester-IV Course-wise Result Analysis

Table No. 9.42
Semester – IV: Gender-wise Overall Results of AUGUST-2021

COURSE	GROUP	GENDER	REGD.	APPEARED	PASSED	PASS %
B.A.	HEP	MALE	20	20	17	85.00
B.A.	HEP	FEMALE	12	11	11	100.00
B.SC.	CBZ	MALE	10	10	8	80.00
B.SC.	CBZ	FEMALE	26	26	22	84.62
B.SC.	MBBC	MALE	2	2	0	0.00
B.SC.	MBBC	FEMALE	1	1	1	100.00
B.SC.	MCCS	MALE	9	9	3	33.33
B.SC.	MPC	MALE	6	6	2	33.33
B.SC.	MPC	FEMALE	21	21	19	90.48
B.SC.	MPCS	MALE	21	18	6	33.33
B.SC.	MPCS	FEMALE	4	4	4	100.00
B.COM.	BCOM	MALE	32	31	12	38.71
B.COM.	BCOM	FEMALE	11	11	7	63.64
B.COM(CA)	BCOMCA	MALE	29	29	13	44.83
B.COM(CA)	BCOMCA	FEMALE	6	6	5	83.33

Figure No. 9.35
Semester – IV: Gender-wise Overall Results of AUGUST-2021

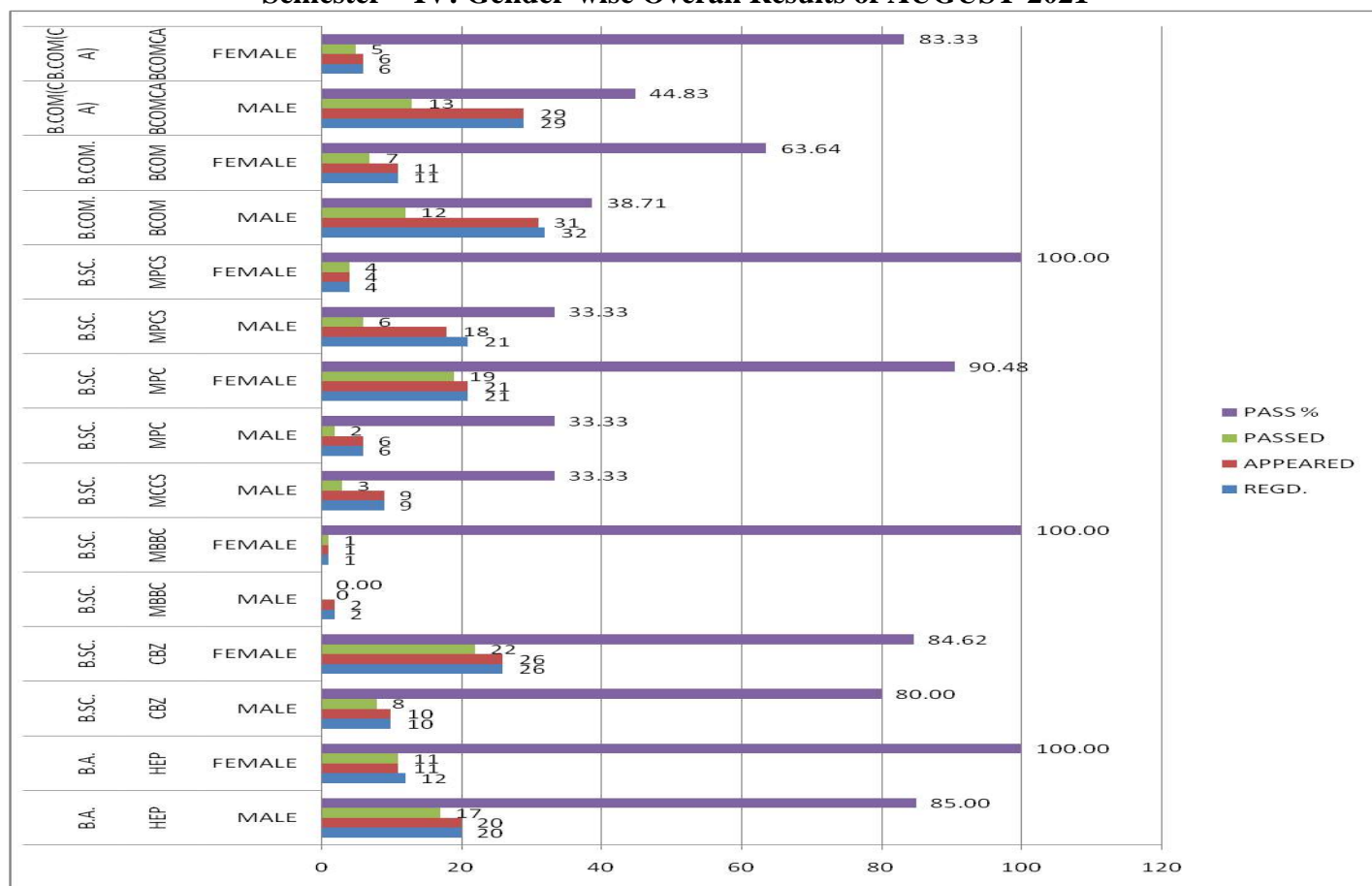


Figure 16..Semester – IV: Gender-wise Overall Results of AUGUST-2021

Table No. 9.43
Variation of Arts and Science

Department	Appeared	Passed	Pass %
Arts	108	65	60.18%
Science	97	65	67.01%

Figure No. 9.36
Variation of Arts and Science

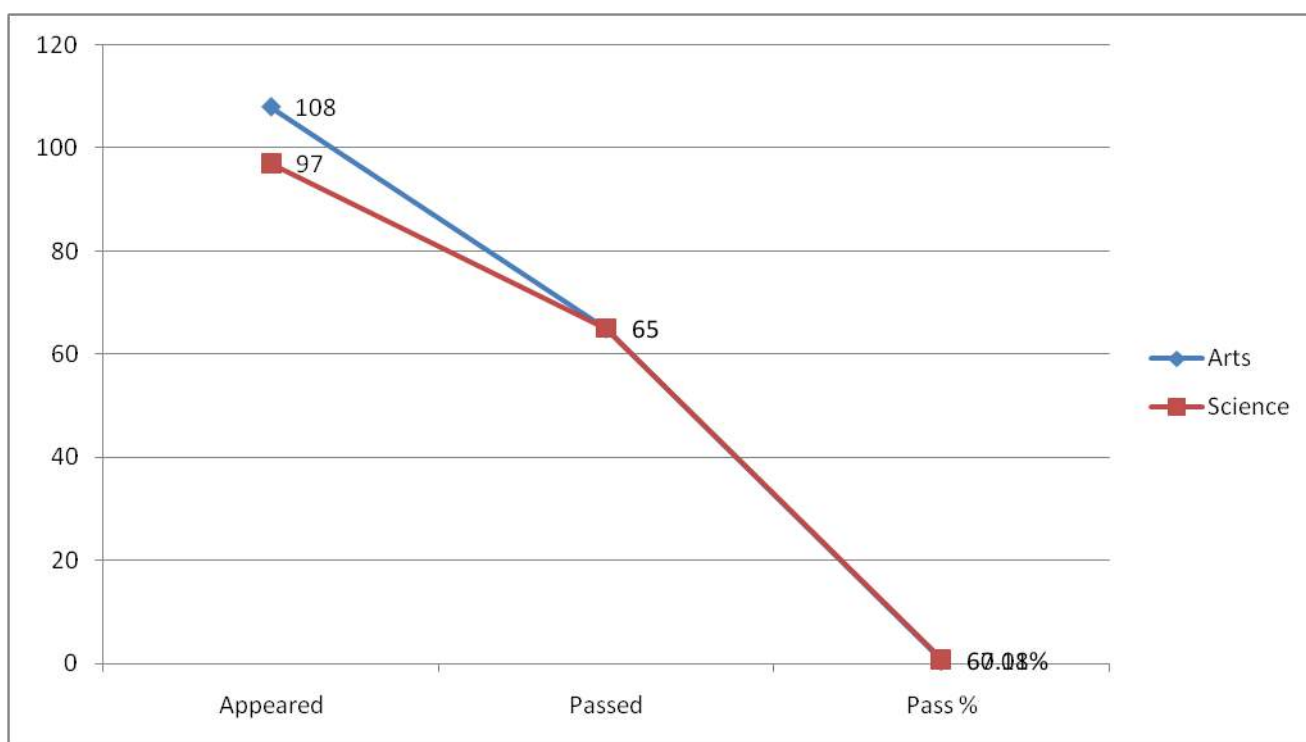


Figure 17..Variation of Arts and Science

Table No. 9.44
Overall Semester Pass Rate – AUGUST-2021

Semester	Appeared	Passed	Pass %
IV	205	130	63.41%

Figure No. 9.37
Overall Semester Pass Rate – AUGUST-2021

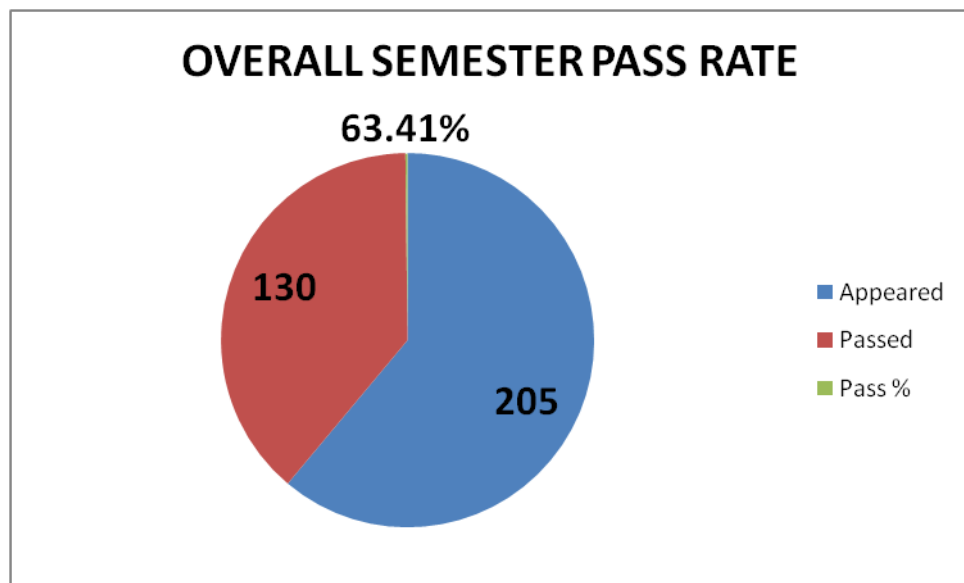


Figure 18..Overall Semester Pass Rate – AUGUST-2021

Highlights of overall pass rates in Semester-IV exam AUGUST-2021:

- The overall pass percentage of Semester-III Courses is 63.41%
- Female students performed better than male students.
- There is a significant difference between the variation of Arts and Science groups; this variation needs to be reduced between the groups.

Table No. 9.45
Subject Wise Result Analysis Semester-IV for AUGUST-2021



Sri A S N M Govt. College (AUTONOMOUS), Palakol

Re-accredited by NAAC with 'B' Grade

II YEAR IV SEMESTER RESULT, Aug-2021

Subjectwise Pass Percentage List (CBCS)

Sno	Subject	IV SEMESTER		
		APPEARED	PASSED	%
1	(CSS-3-4) FOUNDATION COURSE-7	206	194	94.17
2	(ECO-4) ECONOMICS-4	31	30	96.77
3	(ENPS-4) FOUNDATION COURSE-9	207	204	98.55
4	(HIS-4) HISTORY-4	31	29	93.55
5	(IT-4) INCOME TAX-4	43	21	48.84
6	(LE-4) FOUNDATION COURSE-10	207	203	98.07
7	(MAT-4) MATHEMATICS-4	59	55	93.22
8	(MB-4) MICRO BIOLOGY-4	3	1	33.33
9	(PHY-4) PHYSICS-4	50	35	70.00
10	(POL-4) POLITICAL SCIENCE-4	31	31	100.00
11	(PROC-4) PROGRAMMING IN C	35	28	80.00
12	(ZOO-4) ZOOLOGY-4	36	36	100.00
13	(ANS-4) FOUNDATION COURSE-8	206	205	99.51
14	(ASO-4) ACCOUNTING FOR SERVICE ORGANIZATION-4	43	34	79.07
15	(BANS-4) BUSINESS ANALYTICS-4	35	22	62.86
16	(BL-4) BUSINESS LAWS-4	78	76	97.44
17	(BOT-4) BOTANY-4	39	38	97.44
18	(CHE-4) CHEMISTRY-4	75	62	82.67
19	(CS-4) COMPUTER SCIENCE-4	32	14	43.75

PERFORMANCE ANALYSIS

It Is Worth Noting That Group Papers Political Science & Zoology Have Secured 100% Pass. Foundation Course Papers Communication Soft Skills-3-4, Leadership Education & Analytical Skills-3-4, group papers Mathematics, History, Business Laws and Botany have Secured More Than 90%. Low Pass Percentage Is Noted In Microbiology. Accordingly The Subject Teacher Concerned Are Informed To Take Necessary Steps In This Regard And Informed To Set Target Of Achieving 100% Results.

SEMESTER-VI

Month & Year: AUGUST-2021

Regulation: 18

Graphical Representation of Even Semester Practical Result Analysis- AUGUST-2021

Figure No. 9.38
Semester-6 Practical Result Analysis AUGUST-2021

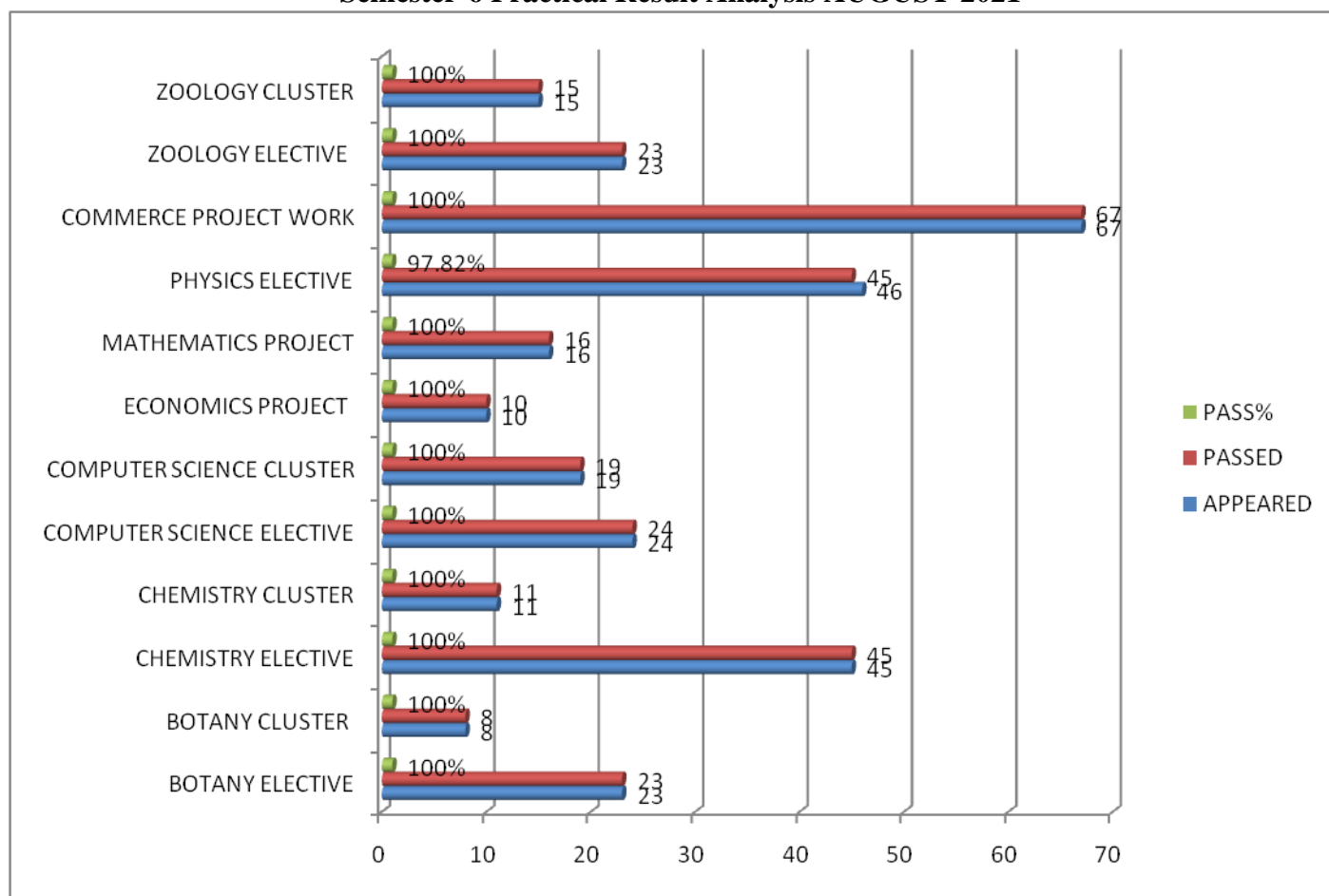


Figure 19..Semester-6 practical result analysis-August-2021

Table No. 9.46
AUGUST- 2021 Semester-VI Course-wise Result Analysis

Department	Group	Appeared	Passed	Pass %
Arts	B.A	18	18	100.00
	B.Com (G)	32	24	75.00
	B.Com (CA)	34	31	91.18
Science	CBZ	22	11	50.00
	MPC	22	19	86.36
	MPCS	23	17	73.91

Figure No. 9.39
AUGUST 2021 Semester-6 Course-wise Result Analysis

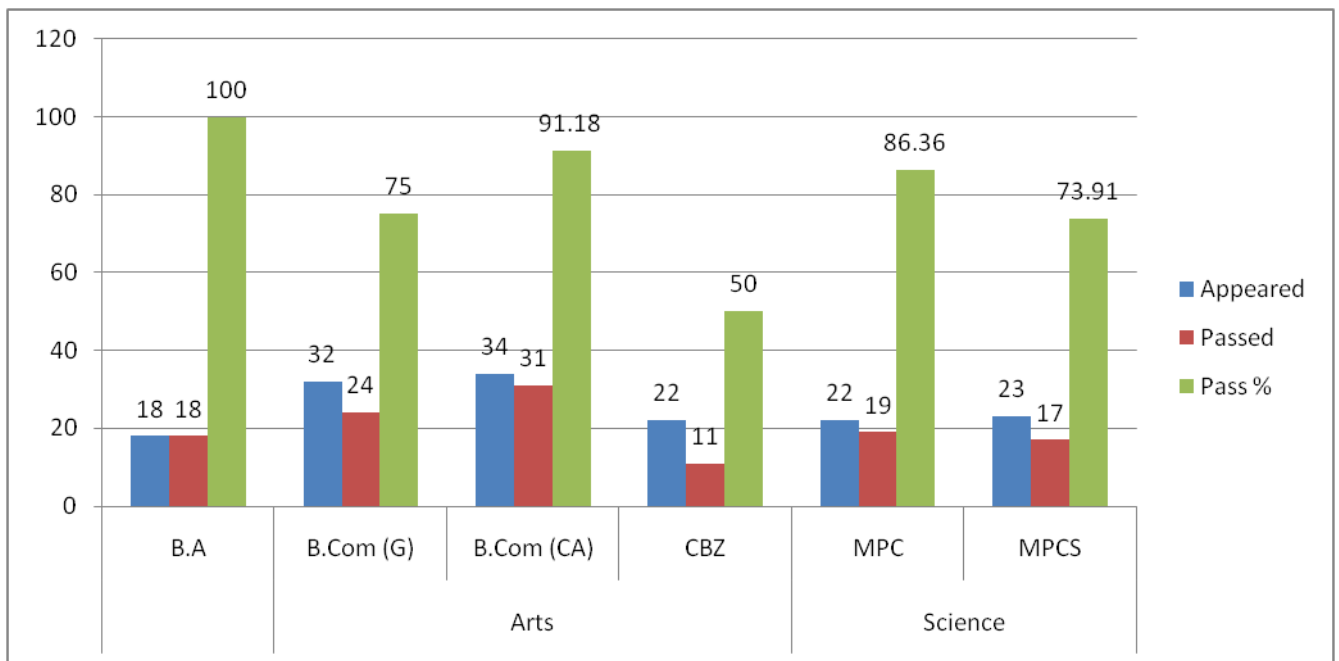


Figure 20..AUGUST 2021 Semester-6 Course-wise Result Analysis

Table No. 9.47
Semester – VI Gender Wise Overall Results of AUGUST 2021

COURSE	GROUP	GENDER	REGD.	APPEARED	PASSED	PASS %
B.A.	HEP	MALE	14	14	14	100.00
B.A.	HEP	FEMALE	4	4	4	100.00
B.SC.	CBZ	MALE	7	7	2	28.57
B.SC.	CBZ	FEMALE	16	15	9	60.00
B.SC.	MPC	MALE	14	14	11	78.57
B.SC.	MPC	FEMALE	8	8	8	100.00
B.SC.	MPCS	MALE	19	18	12	66.67
B.SC.	MPCS	FEMALE	5	5	5	100.00
B.COM.	BCOM	MALE	27	26	18	69.23
B.COM.	BCOM	FEMALE	6	6	6	100.00
B.COM(CA)	BCOMCA	MALE	28	28	25	89.29
B.COM(CA)	BCOMCA	FEMALE	6	6	6	100.00

Figure No. 9.40
Semester –VI Gender Wise Overall Results of AUGUST 2021

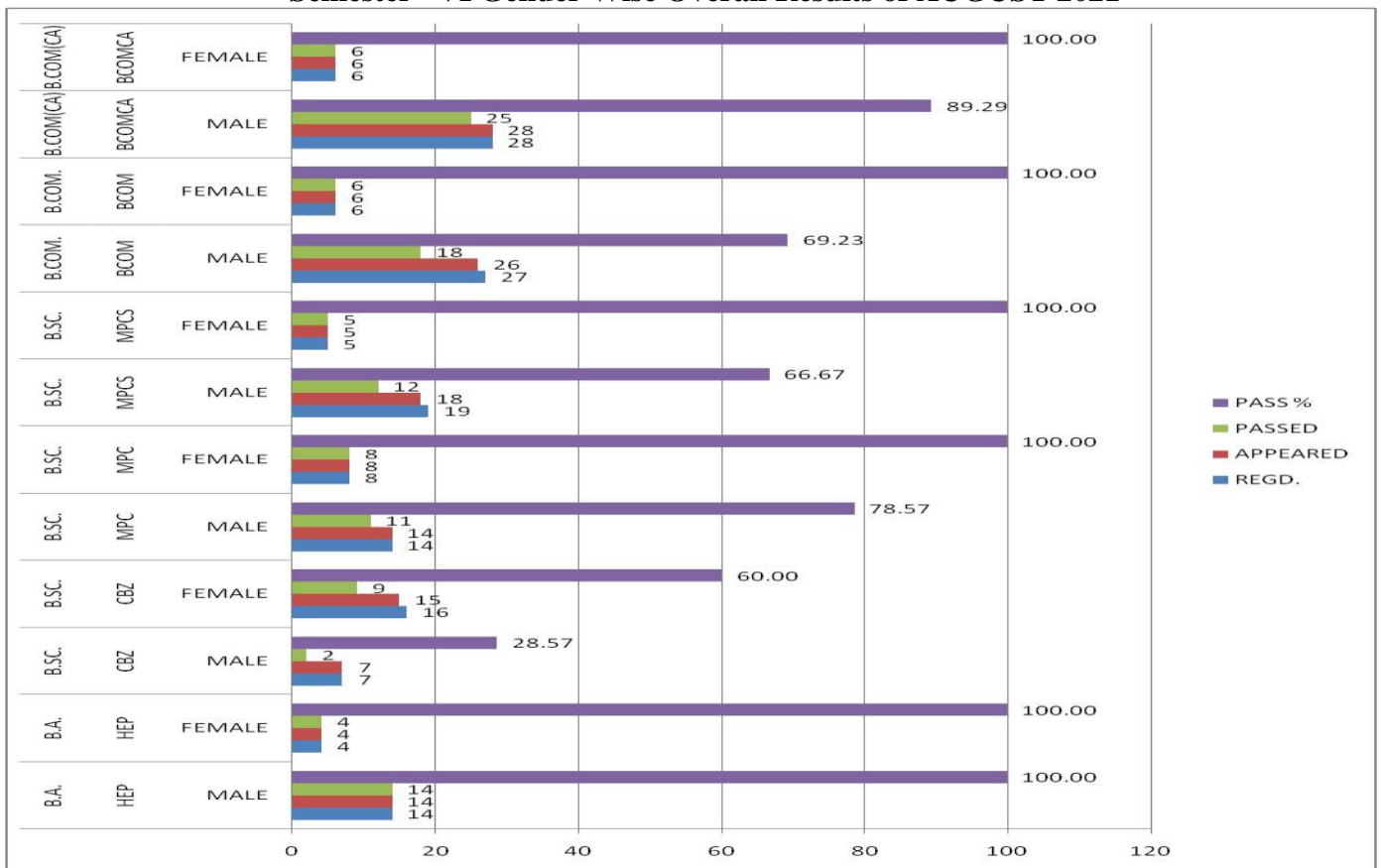


Figure 21.. Semester –VI Gender Wise Overall Results of AUGUST 2021

Table No. 9.48
Variation of Arts and Science

Department	Appeared	Passed	Pass %
Arts	84	73	86.90%
Science	67	47	70.14%

Figure No. 9.41
Variation of Arts and Science

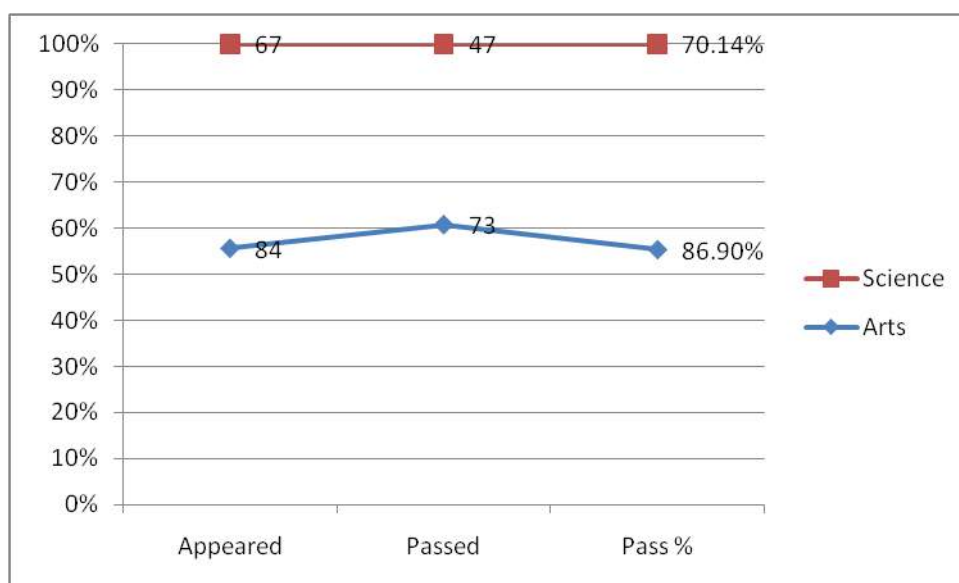


Figure 22..Variation of Arts and Science

Table No. 9.49
Overall Semester Pass Rate – AUGUST-2021

Semester	Appeared	Passed	Pass %
VI	151	120	79.47%

Figure No. 9.42
Overall Semester Pass Rate –AUGUST-2021

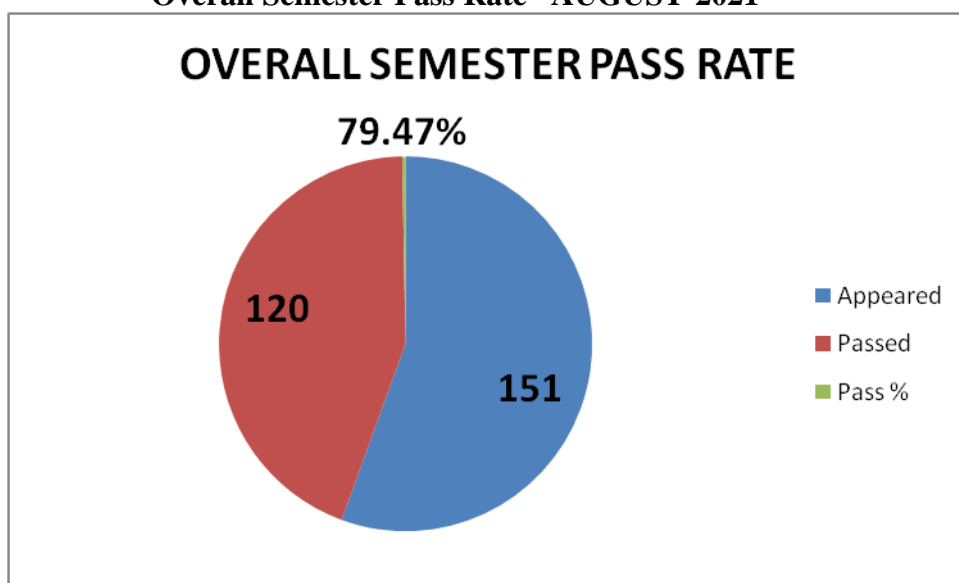


Figure 23..Overall Semester Pass Rate – AUGUST-2021

Highlights of overall pass rates in Semester-6 exam AUGUST-2021;

- The overall pass percentage of UG courses is 79.47%
- Female students performed better than male students.
- There is a significant difference between the variation of Arts and Science groups; this variation needs to be reduced between the groups.

Table No. 9.50
Subject Wise Result Analysis Semester-VI for AUGUST-2021



Sri A S N M Govt. College (AUTONOMOUS), Palakol

Re-accredited by NAAC with 'B' Grade

III YEAR VI SEMESTER RESULT, Aug-2021

Subjectwise Pass Percentage List (CBCS)

Sno	Subject	VI SEMESTER		
		APPEARED	PASSED	%
1	(AUD 6.3) AUDITING	67	65	97.01
2	(BOTC 8.1) BOTANY CLUSTER 8.1	7	7	100.00
3	(BOTC 8.2) BOTANY CLUSTER 8.2	7	7	100.00
4	(BOTC 8.3) BOTANY CLUSTER 8.3	7	7	100.00
5	(BOTE 7) BOTANY ELECTIVE 7	22	21	95.45
6	(CHEC 8.1) CHEMISTRY CLUSTER 8.1	11	9	81.82
7	(CHEC 8.2) CHEMISTRY CLUSTER 8.2	11	11	100.00
8	(CHEC 8.3) CHEMISTRY CLUSTER 8.3	11	11	100.00
9	(CHEE 7) CHEMISTRY ELECTIVE 7	44	31	70.45
10	(CSC 8.1) COMPUTER SCIENCE CLUSTER 8.1	18	18	100.00
11	(CSC 8.2) COMPUTER SCIENCE CLUSTER 8.2	18	18	100.00
12	(CSE 7) COMPUTER SCIENCE ELECTIVE 7	23	19	82.61
13	(ECOC 8.1) ECONOMICS CLUSTER 8.1	10	10	100.00
14	(ECOC 8.2) ECONOMICS CLUSTER 8.2	10	10	100.00
15	(ECOE 7.1) ECONOMICS ELECTIVE 7.1	18	18	100.00
16	(ECOM 6.6) E-COMMERCE	34	34	100.00
17	(HISC 8.1) HISTORY CLUSTER 8.1	8	8	100.00
18	(HISC 8.2) HISTORY CLUSTER 8.2	8	8	100.00
19	(HISC 8.3) HISTORY CLUSTER 8.3	8	8	100.00
20	(HISE 7.1) HISTORY ELECTIVE 7.1	18	18	100.00
21	(IRF 6.6) INSURANCE REGULATORY FRAMEWORK	33	33	100.00
22	(MA 6.4) MANAGEMENT ACCOUNTING	67	56	83.58
23	(MARK 6.2) MARKETING	66	66	100.00
24	(MATC 8.1) MATHEMATICS CLUSTER 8.1	16	16	100.00
25	(MATC 8.2) MATHEMATICS CLUSTER 8.2	16	16	100.00
26	(MATE 7) MATHEMATICS ELECTIVE 7	45	41	91.11
27	(MIS 6.5) MARKETING OF INSURANCE SERVICES	33	32	96.97
28	(PHYE 7) PHYSICS ELECTIVE 7	45	45	100.00
29	(PSE 7.1) POLITICAL SCIENCE ELECTIVE 7.1	18	18	100.00
30	(SBEM 6.1) EVENT MANAGEMENT	34	34	100.00
31	(SBTA 6.1) TALLY	33	32	96.97
32	(TAGST 6.5) TALLY WITH GST APPLICATIONS	34	34	100.00
33	(ZOOC 8.1) ZOOLOGY CLUSTER 8.1	15	15	100.00
34	(ZOOC 8.2) ZOOLOGY CLUSTER 8.2	15	15	100.00
35	(ZOOC 8.3) ZOOLOGY CLUSTER 8.3	15	15	100.00
36	(ZOOE 7) ZOOLOGY ELECTIVE 7	22	20	90.91

PERFORMANCE ANALYSIS

It Is Worth Noting That Cluster Papers Students & Commerce Papers like E-Commerce Insurance Regulatory Framework, Marketing, Event Management Have Secured 100% Pass. Botany elective, Mathematics elective, Marketing of Insurance, Zoology elective Students Have Secured More Than 90%. Low Pass Percentage Is Noted In Chemistry Elective . Accordingly The Subject Teacher Concerned Are Informed To Take Necessary Steps In This Regard And Informed To Set Target Of Achieving 100% Results.

U.G.-Revaluation

REGU	COURSE	GENDER	EXAMMY	TOTREG	TOTPASS	PASSPERCENTAGE
18	B.A.	F	Aug-21	1	1	100
18	B.COM(CA)	M	Aug-21	4	4	100
18	B.COM.	F	Aug-21	2	2	100
18	B.COM.	M	Aug-21	4	3	75
18	B.SC.	M	Aug-21	10	6	60
19	B.COM(CA)	M	Aug-21	2	1	50
19	B.COM.	M	Aug-21	2	1	50
19	B.SC.	M	Aug-21	4	1	25

I SEMESTER RESULTS, JULY-2021

As per the Guidelines of UGC and also Universities The Third and Fifth Semester Examinations were conducted from 04TH August,2021 to 12TH August,2021 for 279 students with great confidence setting more than 23(23X3-sets) question Papers by external experts. About 15 teachers valued the answer scripts for 10 days and the results were duly scrutinized in a meeting of 7 - member Awards Committee held on 23rd September, 2021. About 279 students passed with an overall pass percentage of 48.02%.

Table No. 9.40
Dates of examinations, Central valuation and Publication of results.

Continuous Internal Assessment, CIA	
I CIA Written Exams	30-03-2021 to 01-04-2021
II CIA Written Exams	19-07-2021 to 24-07-2021
Semester Exam	
Practicals	Semester-I—26-07-2021 to 28-07-2021
Theory	Semester-I—04-08-2021 to 12-08-2021
Valuation	
Foundation Course	12.08.2021 to 15.08.2021
Languages	16.08.2021 to 20.08.2021
Major, Allied, Elective	19.08.2021 to 01.09.2021
Publication of Results	
ODD Semester	23-09-2021

SEMESTER-I

Month & Year: JULY-2021

Regulation: 20

Graphical Representation of I Semester Practical Result Analysis- JULY-2021

Figure No. 9.33
Semester-I Practical Result Analysis- JULY-2021

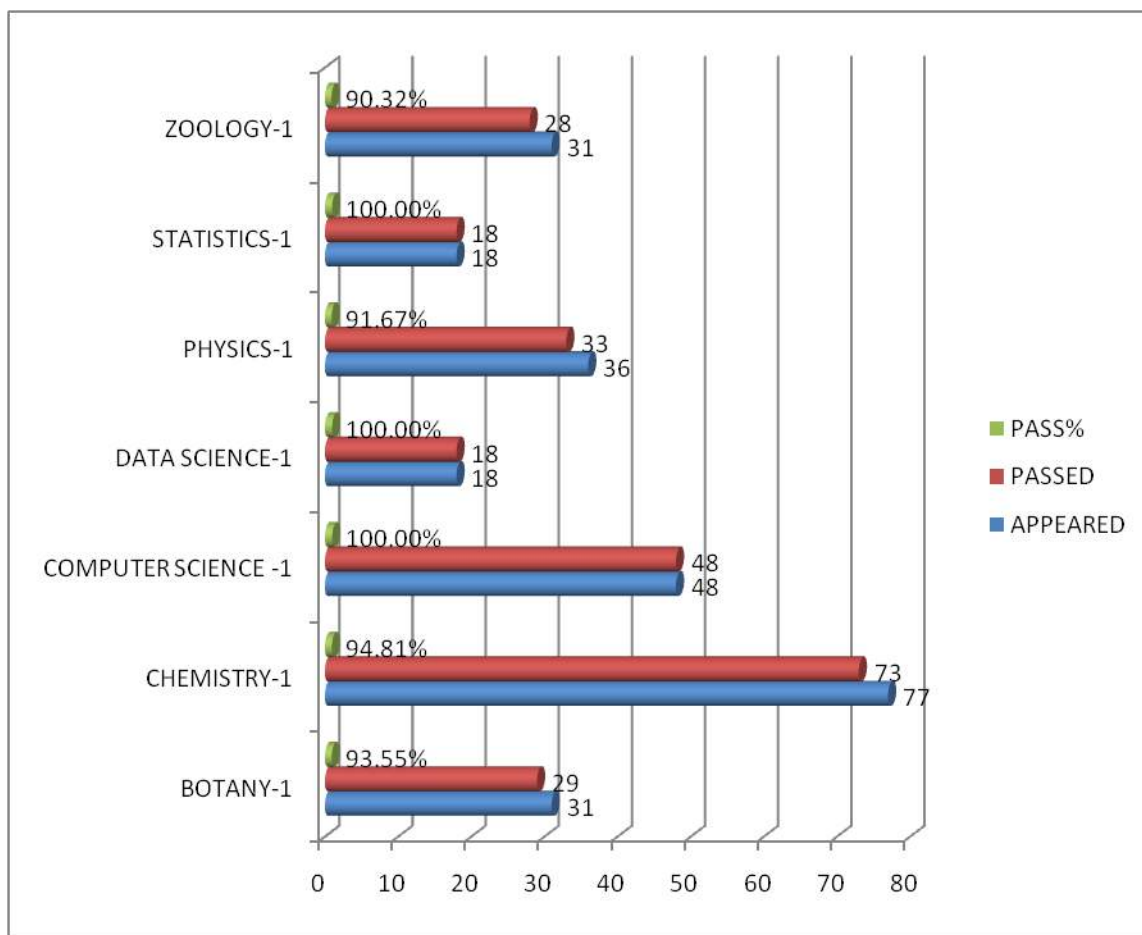


Table No. 9.41
JULY-2021 Semester-I Course-wise Result Analysis

COURSE	GROUP	APPEARED	PASSED	PASS %
B.A.	HEP	42	14	33.33
B.A.	HEFT	6	2	33.33
B.COM.	BCOM	72	33	45.83
B.COM(CA)	BCOMCA	50	28	56.00
B.Sc.	CBZ	28	20	71.43
B.Sc.	MCCS	29	20	68.97
B.Sc.	MPC	17	6	35.29
B.Sc.	MPCs	18	6	33.33
B.Sc.	MSDS	17	5	29.41

Figure No. 9.34
JULY-2021 Semester-I Course-wise Result Analysis

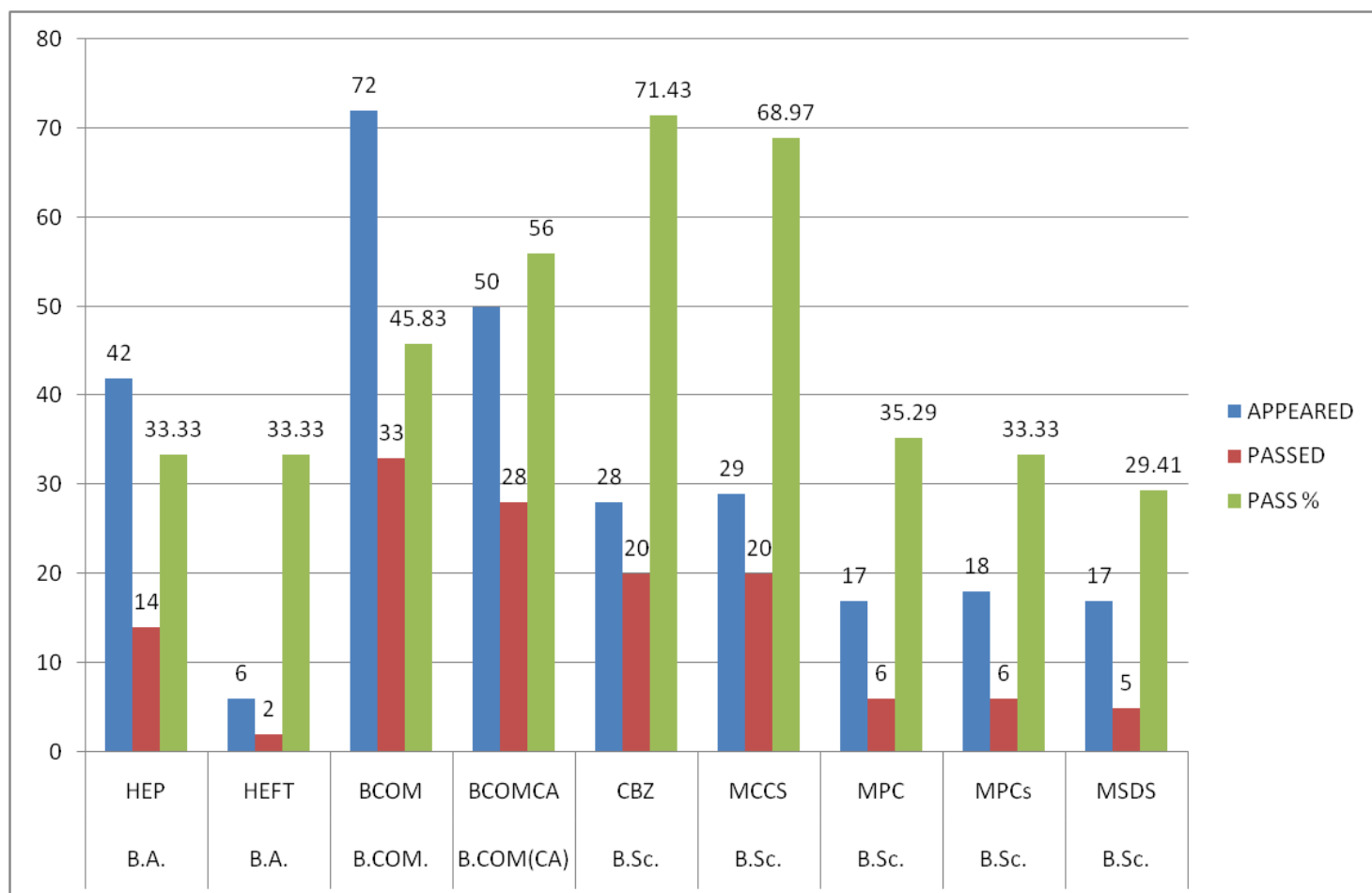


Figure 24.. JULY-2021 Semester-I Course-wise Result Analysis

Table No. 9.42
Semester – I: Gender-wise Overall Results of JULY-2021

COURSE	GROUP	GENDER	REGD.	APPEARED	PASSED	PASS %
B.A.	HEP	MALE	24	22	4	18.18
B.A.	HEP	FEMALE	20	20	10	50.00
B.A.	HET	MALE	5	2	1	50.00
B.A.	HET	FEMALE	4	4	1	25.00
B.Sc.	CBZ	MALE	14	13	6	46.15
B.Sc.	CBZ	FEMALE	17	15	14	93.33
B.Sc.	MCCS	MALE	16	16	9	56.25
B.Sc.	MCCS	FEMALE	13	13	11	84.62
B.Sc.	MPC	MALE	6	6	0	0.00
B.Sc.	MPC	FEMALE	11	11	6	54.55
B.Sc.	MPCs	MALE	9	8	1	12.50
B.Sc.	MPCs	FEMALE	10	10	5	50.00
B.Sc.	MSDS	MALE	18	17	5	29.41
B.COM.	BCOM	MALE	60	51	14	27.45
B.COM.	BCOM	FEMALE	23	21	19	90.48
B.COM(CA)	BCOMCA	MALE	39	35	17	48.57
B.COM(CA)	BCOMCA	FEMALE	15	15	11	73.33

Figure No. 9.35
Semester – I: Gender-wise Overall Results of JULY-2021

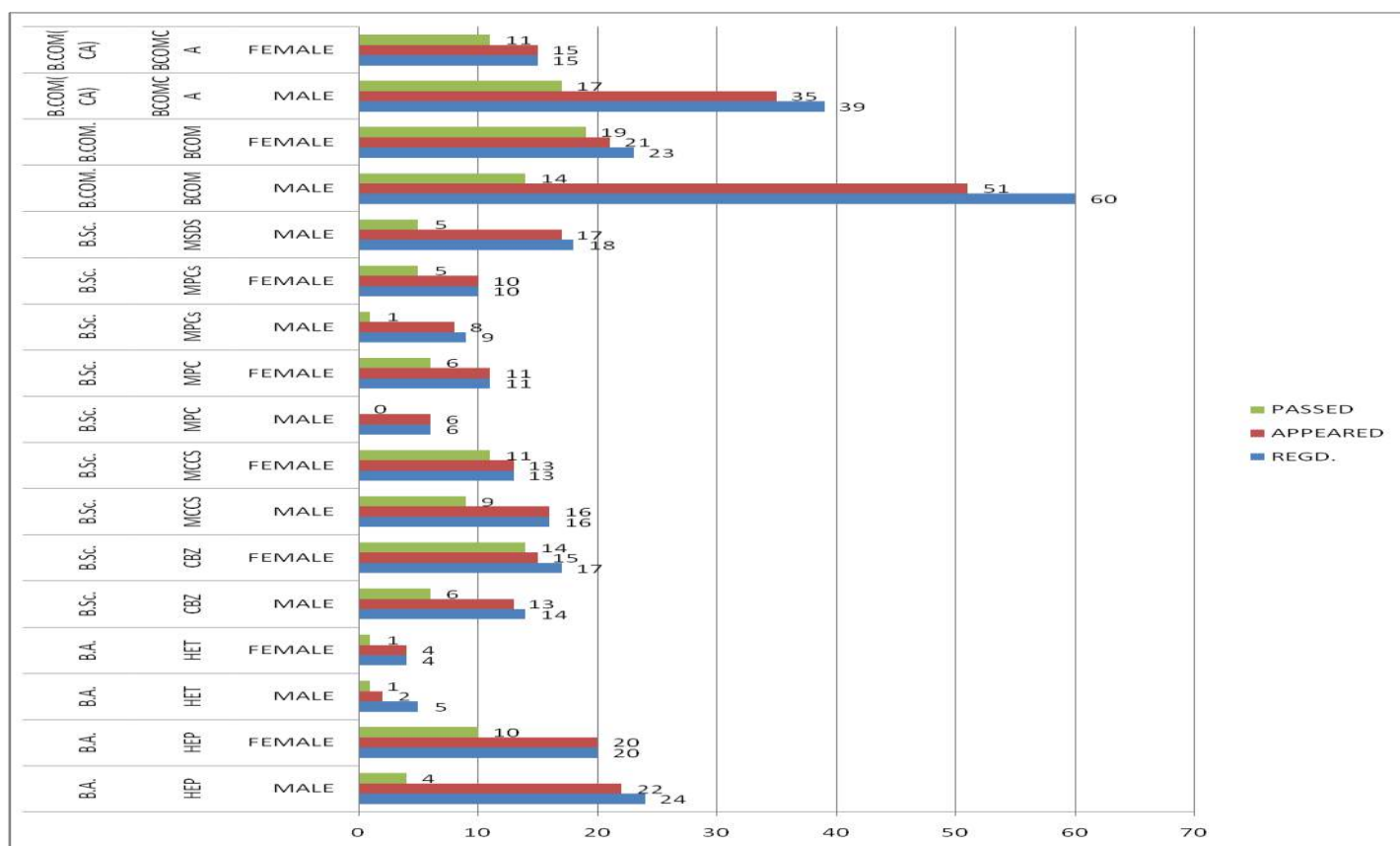


Figure 25..Semester – I: Gender-wise Overall Results of JULY-2021

Table No. 9.43
Variation of Arts and Science

Department	Appeared	Passed	Pass %
Arts	170	77	45.29
Science	109	57	52.29

Figure No. 9.36
Variation of Arts and Science

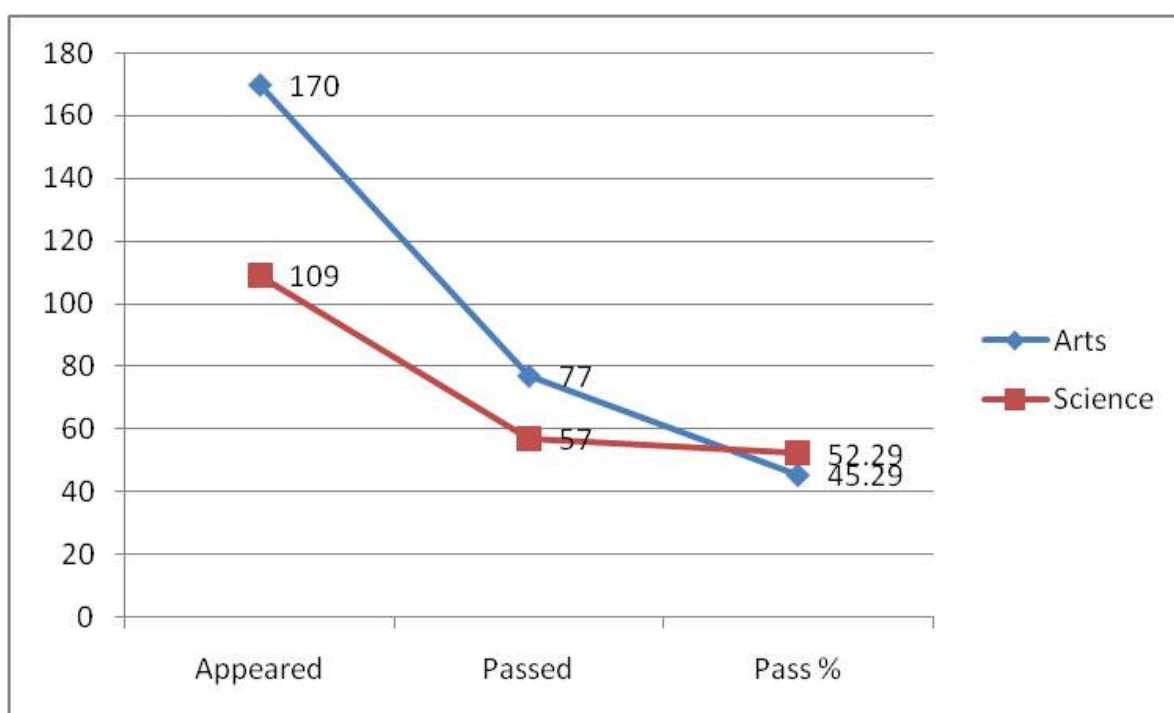


Figure 26..Variation of Arts and Science

Table No. 9.44
Overall Semester Pass Rate – JULY-2021

Semester	Appeared	Passed	Pass %
I	279	134	48.02

Figure No. 9.37
Overall Semester Pass Rate – JULY-2021

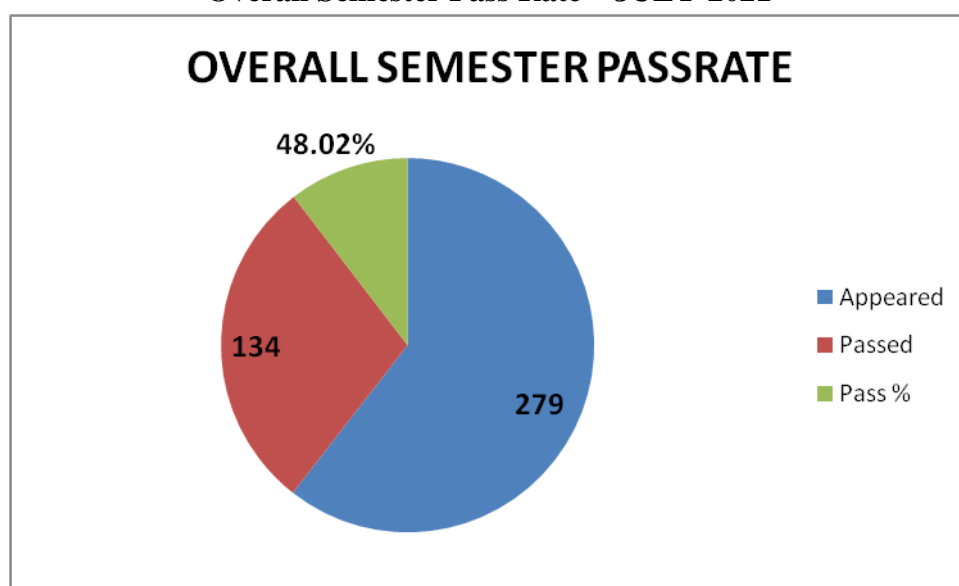


Figure 27..Overall Semester Pass Rate – JULY-2021

Highlights of overall pass rates in Semester-I exam JULY-2021:

- The overall pass percentage of Semester-I Courses is 48.02%
- Female students performed better than male students.
- There is a significant difference between the variation of Arts and Science groups; this variation needs to be reduced between the groups.

Table No. 9.45
Subject Wise Result Analysis Semester-I for JULY-2021



Sri A S N M Govt. College (AUTONOMOUS), Palakol

Re-accredited by NAAC with 'B' Grade

I YEAR I SEMESTER RESULT, Jul-2021

Subjectwise Pass Percentage List (CBCS)

Sno	Subject	I SEMESTER		
		APPEARED	PASSED	%
1	(ECO-1) ECONOMICS-1	48	39	81.25
2	(ENG-1) ENGLISH-1	290	209	72.07
3	(FOA-1) FUNDAMENTAL OF ACCOUNTING-1	129	100	77.52
4	(FTL-1) FUNCTIONAL TELUGU-1	7	6	85.71
5	(HIS-1) HISTORY-1	48	31	64.58
6	(HVPE-1-1) HUMAN VALUES & PROFESSIONAL ETHICS-1-1	289	281	97.23
7	(IT-1) INFORMATION TECHNOLOGY-1	50	40	80.00
8	(LAN-1) HINDI-1	2	2	100.00
9	(LAN-1) TELUGU-1	286	221	77.27
10	(MAT-1) MATHEMATICS-1	81	78	96.30
11	(PHY-1) PHYSICS-1	35	14	40.00
12	(POL-1) POLITICAL SCIENCE-1	42	41	97.62
13	(BENV-1) BUSINESS ENVIRONMENT	76	51	67.11
14	(BOM-1) BUSINESS ORGANISATION & MANAGEMENT-1	126	100	79.37
15	(BOT-1) BOTANY-1	29	29	100.00
16	(CHE-1) CHEMISTRY-1	74	66	89.19
17	(CS-1) COMPUTER SCIENCE-1	47	33	70.21
18	(DS-1) DATA SCIENCE-1	17	17	100.00
19	(STAT-1) STATISTICS-1	17	8	47.06
20	(ZOO-1) ZOOLOGY-1	29	29	100.00
21	(STS-2-1) OFFICE SECRETARYSHIP-2-1	127	108	85.04
22	(TSG-2-1) TOURISM AND GUIDANCE	50	42	84.00
23	(ECA-2-1) ELECTRICAL APPLIANCES-2-1	81	68	83.95
24	(PTN-2-1) PLANT NURSERY-2-1	29	29	100.00

PERFORMANCE ANALYSIS

It Is Worth Noting That Group Papers Botany-1, Data Science-1, Zoology-1, Plant Nursery -2-1 Have Secured 100% Pass. Foundation Course HVPE-1-1, Group Papers Mathematics, Political Science have Secured More Than 90%. Low Pass Percentage Is Noted In Physics-1. Accordingly The Subject Teacher Concerned Are Informed To Take Necessary Steps In This Regard And Informed To Set Target Of Achieving 100% Results.

U.G- REVALUATION

REGU	COURSE	GENDER	EXAMMY	TOTREG	TOTPASS	PASSPERCENTAGE
20	B.A.	M	Jul-21	1	1	100
20	B.COM(CA)	M	Jul-21	4	1	25
20	B.Sc.	M	Jul-21	3	1	33.33

II SEMESTER RESULTS, NOVEMBER-2021

As per the Guidelines of UGC and also Universities The Third and Fifth Semester Examinations were conducted from 08th November, 2021 to 18TH November, 2021 for 262 students with great confidence setting more than 23(23X3-sets) question Papers by external experts. About 15 teachers valued the answer scripts for 10 days and the results were duly scrutinized in a meeting of 7 - member Awards Committee held on 08TH January, 2022. About 262 students passed with an overall pass percentage of 38.55%.

Table No. 9.40

Dates of examinations, Central valuation and Publication of results.

Continuous Internal Assessment, CIA	
I CIA Written Exams	14-09-2021 to 16-09-2021
II CIA Written Exams	21-10-2021 to 23-10-2021
Semester Exam	
Practicals	Semester-II—01-11-2021 to 03-11-2021
Theory	Semester-II—08-11-2021 to 18-11-2021
Valuation	
Foundation Course	18.11.2021 to 25.11.2021
Languages	26.11.2021 to 01.12.2021
Major, Allied, Elective	02.12.2021 to 15.12.2021
Publication of Results	
ODD Semester	8/1/2022

SEMESTER-II

Month & Year:

NOVEMBER-2021

Regulation: 20

Graphical Representation of II Semester Practical Result Analysis- NOVEMBER-2021

Figure No. 9.33
Semester-II Practical Result Analysis- NOVEMBER-2021

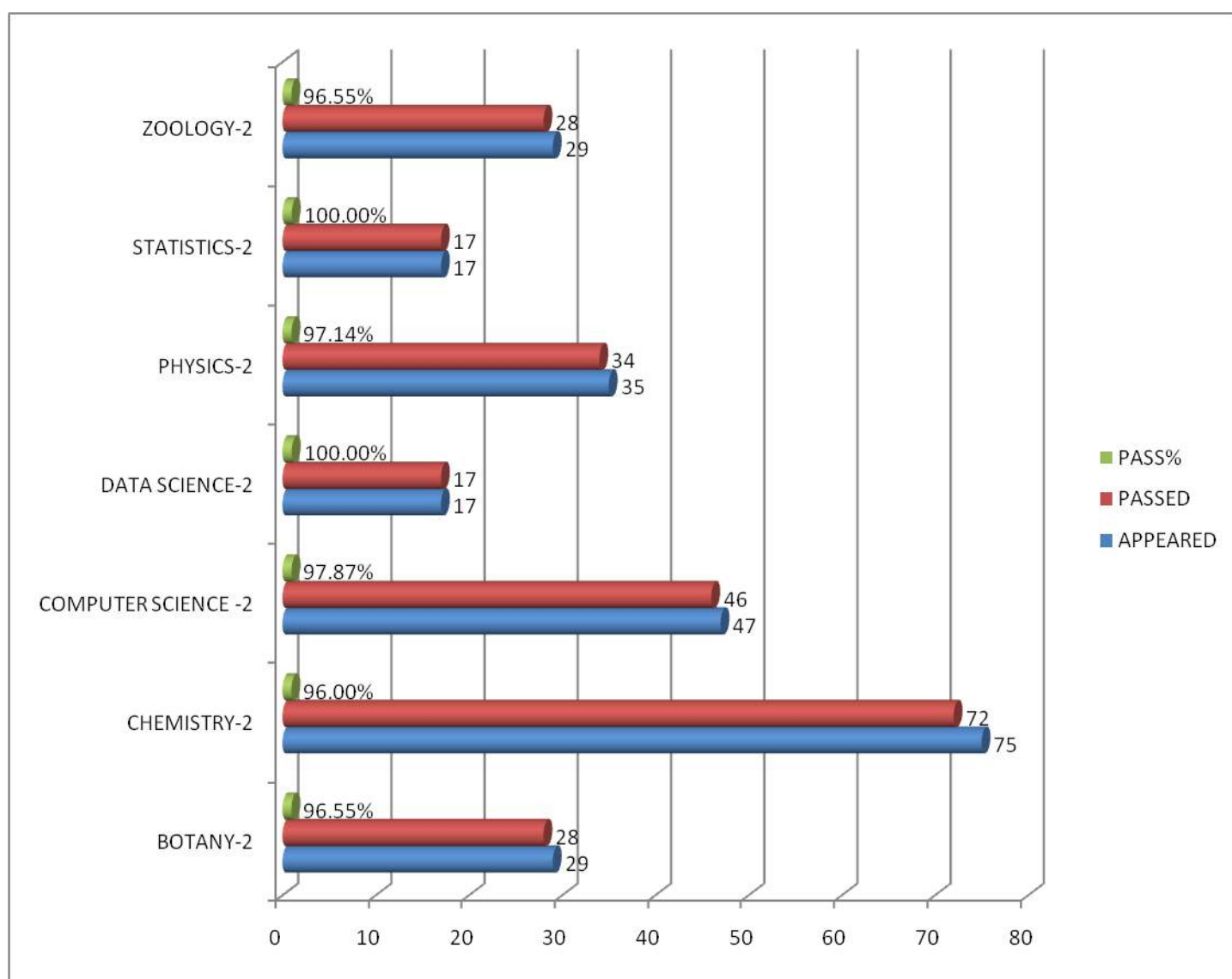


Figure 28..Semester-2 practical result analysis-November-2021

Table No. 9.41
NOVEMBER-2021 Semester-II Course-wise Result Analysis

COURSE	GROUP	REGD.	APPEARED	PASSED	PASS %
B.A.	HEP	38	33	18	54.55
B.A.	HET	6	6	3	50.00
B.COM.	BCOM	77	71	22	30.99
B.COM(CA)	BCOMCA	47	45	16	35.56
B.Sc.	CBZ	29	29	13	44.83
B.Sc.	MCCS	29	27	14	51.85
B.Sc.	MPC	17	16	9	56.25
B.Sc.	MPCs	18	18	4	22.22
B.Sc.	MSDS	17	17	2	11.76

Figure No. 9.34
NOVEMBER -2021 Semester-II Course-wise Result Analysis

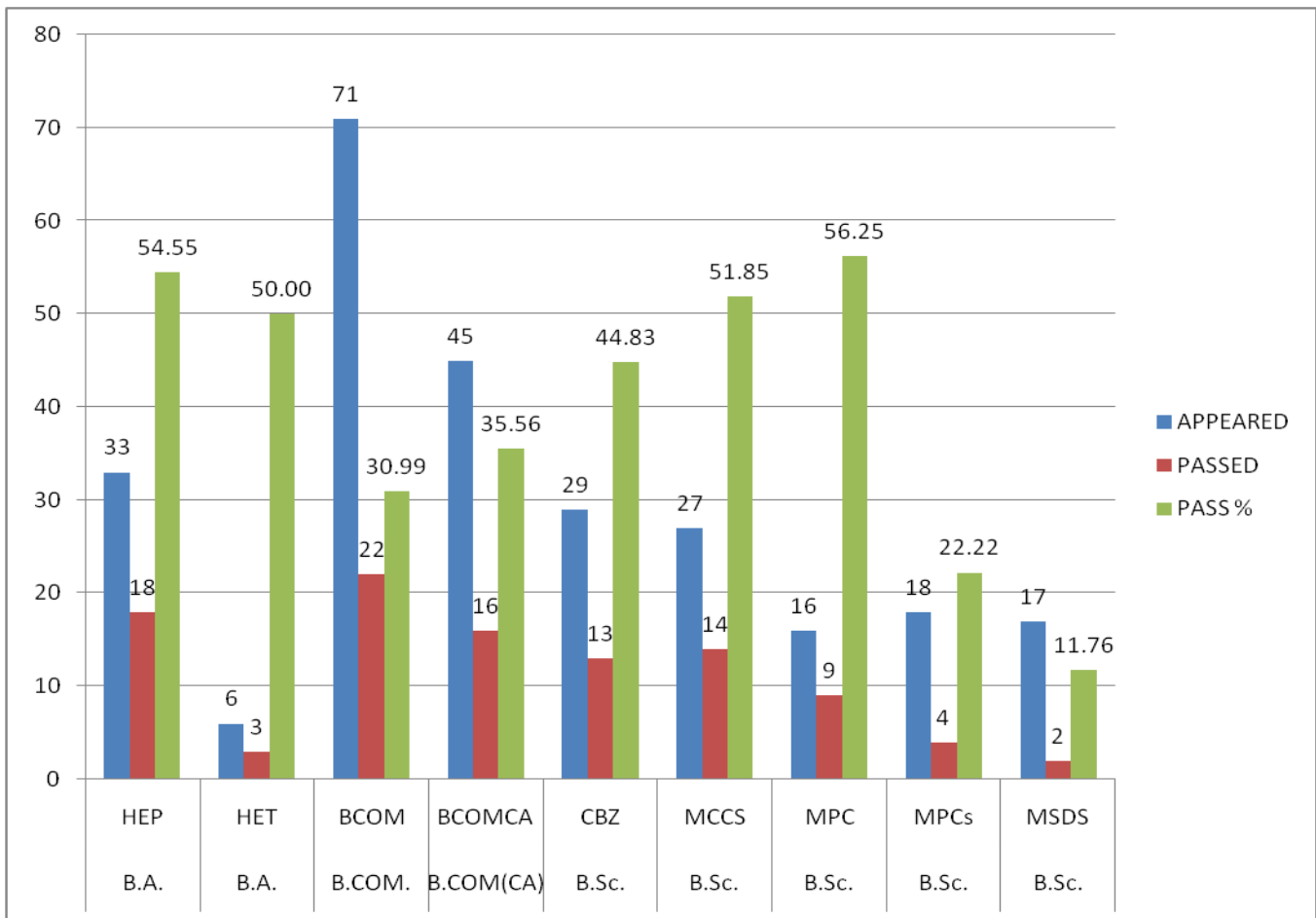


Figure 29.. Semester-II Course-wise Result Analysis

Table No. 9.42
Semester – II: Gender-wise Overall Results of NOVEMBER-2021

COURSE	GROUP	GENDER	REGD.	APPEARED	PASSED	PASS %
B.A.	HEP	MALE	20	16	4	25.00
B.A.	HEP	FEMALE	18	17	14	82.35
B.A.	HET	MALE	2	2	1	50.00
B.A.	HET	FEMALE	4	4	2	50.00
B.Sc.	CBZ	MALE	14	14	4	28.57
B.Sc.	CBZ	FEMALE	15	15	9	60.00
B.Sc.	MCCS	MALE	16	14	4	28.57
B.Sc.	MCCS	FEMALE	13	13	10	76.92
B.Sc.	MPC	MALE	6	5	1	20.00
B.Sc.	MPC	FEMALE	11	11	8	72.73
B.Sc.	MPCs	MALE	8	8	0	0.00
B.Sc.	MPCs	FEMALE	10	10	4	40.00
B.Sc.	MSDS	MALE	17	17	2	11.76
B.COM.	BCOM	MALE	56	51	7	13.73
B.COM.	BCOM	FEMALE	21	20	15	75.00
B.COM(CA)	BCOMCA	MALE	33	31	9	29.03
B.COM(CA)	BCOMCA	FEMALE	14	14	7	50.00

Figure No. 9.35
Semester – II: Gender-wise Overall Results of NOVEMBER-2021

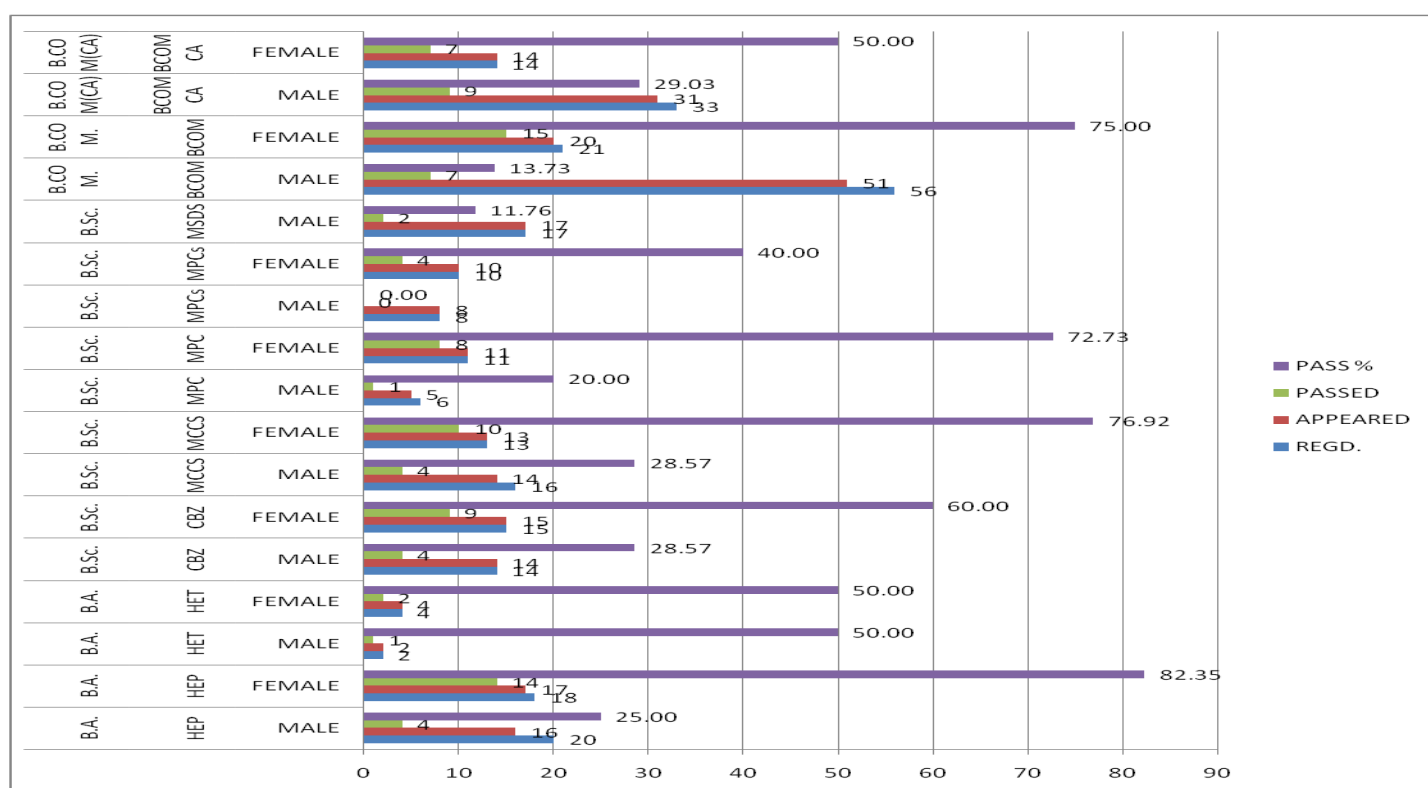


Figure 30.. Semester – II: Gender-wise Overall Results of NOVEMBER-2021

Table No. 9.43
Variation of Arts and Science

Department	Appeared	Passed	Pass %
Arts	155	59	56.19%
Science	107	42	39.25%

Figure No. 9.36
Variation of Arts and Science

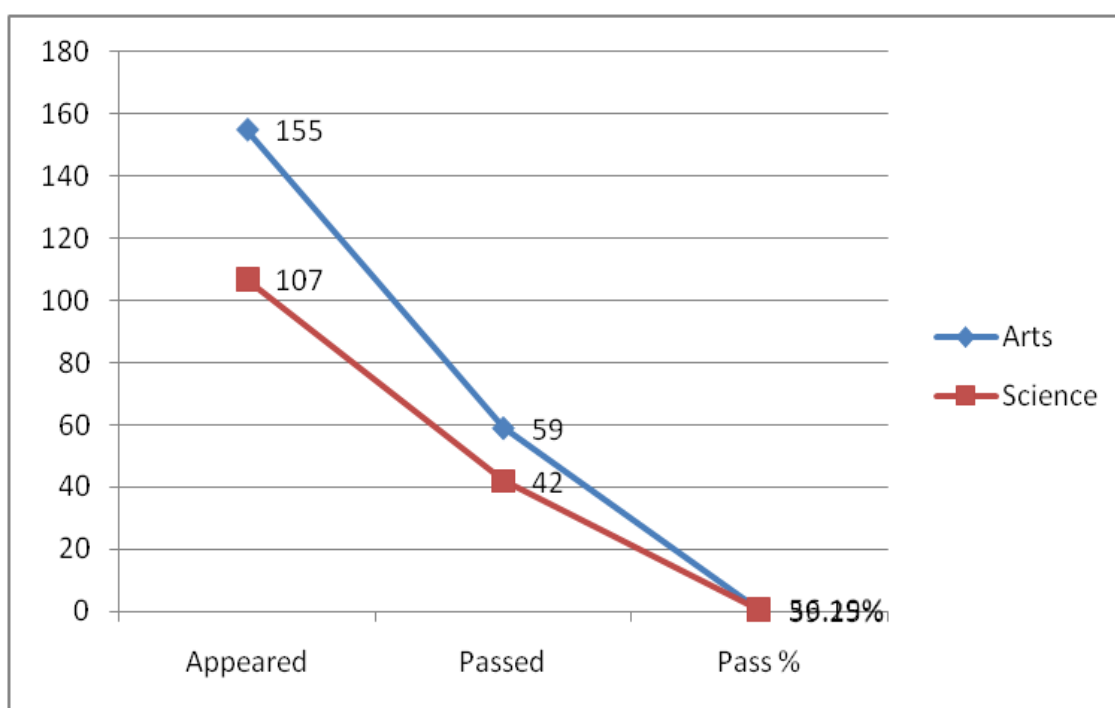


Figure 31..Variation of Arts and Science

Table No. 9.44
Overall Semester Pass Rate -NOVEMBER-2021

Semester	Appeared	Passed	Pass %
II	262	101	38.54%

Figure No. 9.37
Overall Semester Pass Rate – NOVEMBER-2021

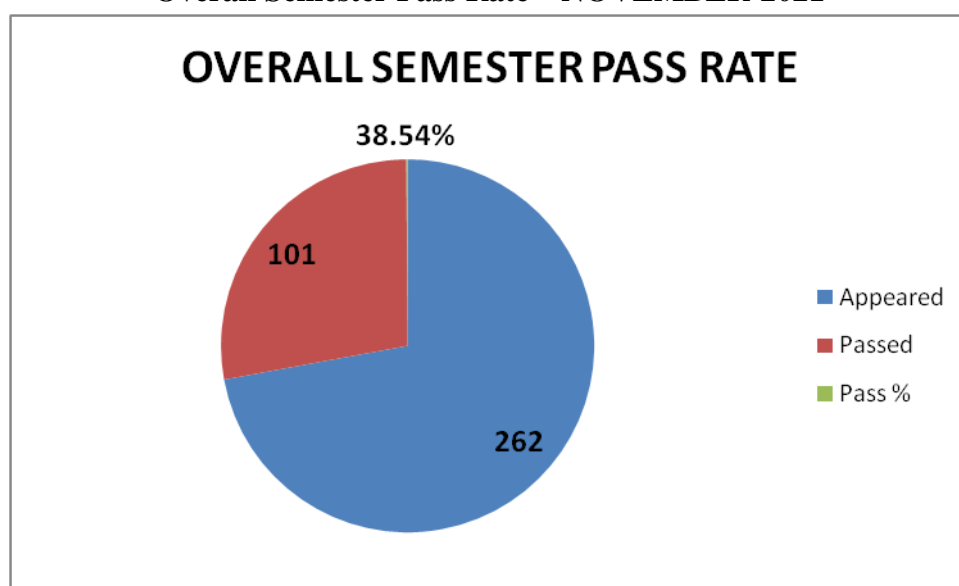


Figure 32..Overall Semester Pass Rate – NOVEMBER-2021

Highlights of overall pass rates in Semester-II exam NOVEMBER-2021:

- The overall pass percentage of Semester-II Courses is 38.54%
- Female students performed better than male students.
- There is a significant difference between the variation of Arts and Science groups; this variation needs to be reduced between the groups.

Table No. 9.45
Subject Wise Result Analysis Semester-II for NOVEMBER-2021



Sri A S N M Govt. College (AUTONOMOUS), Palakol

Re-accredited by NAAC with 'B' Grade

I YEAR II SEMESTER RESULT, Nov-2021

Subjectwise Pass Percentage List (CBCS)

Sno	Subject	II SEMESTER		
		APPEARED	PASSED	%
1	(ICT-1-2) INFORMATION AND COMMUNICATION TECHNOLOGY-1-2	269	230	85.50
2	(LAN-2) HINDI-2	2	2	100.00
3	(LAN-2) TELUGU-2	269	219	81.41
4	(MAT-2) MATHEMATICS-2	79	76	96.20
5	(ECO-2) ECONOMICS-2	43	28	65.12
6	(ECWEB-2) ECOMMERCE AND WEB DESIGNING	47	30	63.83
7	(ENG-2) ENGLISH-2	269	228	84.76
8	(FA-2) FINANCIAL ACCOUNTING	118	92	77.97
9	(FTL-2) FUNCTIONAL TELUGU-2	6	5	83.33
10	(HIS-2) HISTORY-2	43	30	69.77
11	(BCN-2-2) BUSINESS COMMUNICATION-2-2	271	253	93.36
12	(BE-2) BUSINESS ECONOMICS-II	119	64	53.78
13	(BOT-2) BOTANY-2	29	25	86.21
14	(BTP-2) BANKING THEORY AND PRACTICES	73	62	84.93
15	(CHE-2) CHEMISTRY-2	73	63	86.30
16	(CS-2) COMPUTER SCIENCE-2	46	21	45.65
17	(DS-2) DATA SCIENCE-2	17	17	100.00
18	(PHY-2) PHYSICS-2	34	19	55.88
19	(POL-2) POLITICAL SCIENCE-2	37	36	97.30
20	(STAT-2) STATISTICS-2	17	2	11.76
21	(ZOO-2) ZOOLOGY-2	29	29	100.00
22	(ADT-3-2) ADVERTISING-3-2	120	57	47.50
23	(DTG-3-2) DAIRY TECHNOLOGY-3-2	108	108	100.00
24	(PA-3-2) PERFORMING ARTS-3-2	43	41	95.35

PERFORMANCE ANALYSIS

It Is Worth Noting That Language Hindi, Group Paper Data Science, Zoology, Skill development course-Dairy Technology-3-2 Have Secured 100% Pass. SDC Business Communication, Dairy Technologies, Group Papers Mathematics, Political Science, SDC Performing Arts have Secured More Than 90%. Low Pass Percentage Is Noted In Statistics. Accordingly The Subject Teacher Concerned Are Informed To Take Necessary Steps In This Regard And Informed To Set Target Of Achieving 100% Results.

U.G.-Revaluation

REGU	COURSE	GENDER	EXAMMY	TOTREG	TOTPASS	PASSPERCENTAGE
20	B.COM(CA)	F	Nov-21	4	2	50
20	B.COM(CA)	M	Nov-21	6	1	16.67
20	B.COM.	F	Nov-21	5	2	40
20	B.COM.	M	Nov-21	4	1	25
20	B.Sc.	F	Nov-21	8	5	62.5
20	B.Sc.	M	Nov-21	3	2	66.67

2021 PASSED OUT RESULT ANALYSIS

Course	Group	Appeared	1 st	2 nd	3 rd	Total
BA	HEP	18	7	7	1	15
BCOM CA	BCOM CA	34	17	09	00	26
BCOM GEN	BCOM GEN	33	16	03	02	21
BSC	CBZ	22	18	02	00	20
BSC	MPC	22	17	04	01	22
BSC	MPCS	23	09	02	01	12

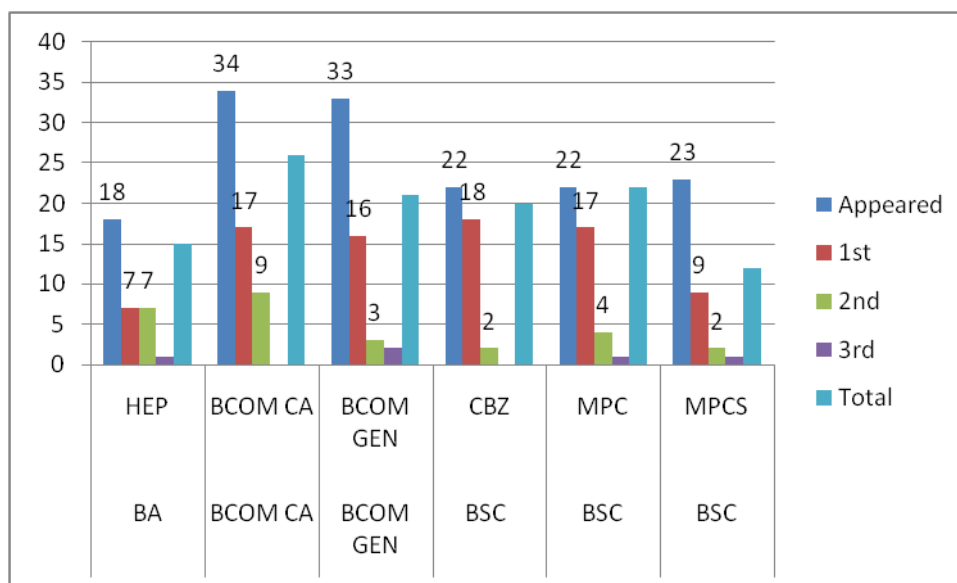


Figure 33..2018-2021 Passed out Analysis

The End